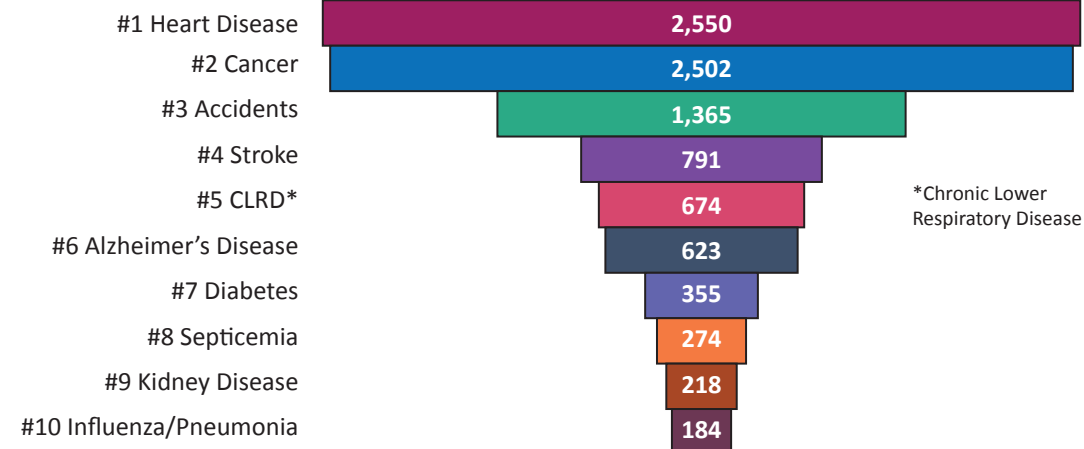




Top 10 Causes of Death, Montgomery County, 2016-2017



Source: Ohio Death Certificates, Ohio Department of Health

KEY FINDING

- ▶ Heart disease and cancer cause more deaths than the other 8 leading causes of death combined.

Top 3 Causes of Death by Age Group, Montgomery County, 2016-2017

Age Group	#1	#2	#3
<1 year	Prematurity/LBW*	Congenital Malformations	Maternal Complications
1-14 years	Accidents	Homicide	Suicide
15-24 years	Accidents	Homicide	Suicide
25-34 years	Accidents	Homicide	Suicide
35-44 years	Accidents	Heart Disease	Cancer
45-54 years	Accidents	Cancer	Heart Disease
55-64 years	Cancer	Heart Disease	Accidents
65-74 years	Cancer	Heart Disease	CLRD**
75+ years	Heart Disease	Cancer	Stroke

*Low birth weight (<2500g)

**Chronic Lower Respiratory Disease


Source: Ohio Death Certificates, Ohio Department of Health

KEY FINDING

- ▶ Accidents are the leading cause of death among those aged 1 to 54 years.

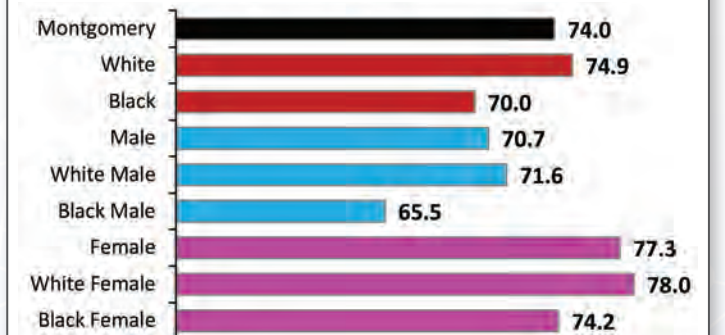
Life expectancy (LE) is a measure of a community's overall health. It is an indicator used to determine how long a person can expect to live from birth.

Life Expectancy Montgomery County, 2012-2017



Source: Ohio Death Certificates, Ohio Department of Health

Life Expectancy by Race and Sex Montgomery County, 2016-2017



Source: Ohio Death Certificates, Ohio Department of Health

KEY FINDINGS

- ▶ Black men have the lowest life expectancy (65.5 years).
- ▶ Life expectancy dropped 2.1 years since 2012-2013.
- ▶ The years of potential life lost increased more than 21,000 years compared to 2013-2013.

Top 10 Causes of Death by Race Montgomery County, 2016-2017

Rank	White	Black
1	Cancer	Heart Disease
2	Heart Disease	Cancer
3	Accidents	Accidents
4	Stroke	Stroke
5	CLRD*	Diabetes
6	Alzheimer's Disease	Alzheimer's Disease
7	Diabetes	Homicide
8	Septicemia	Kidney Disease
9	Influenza/Pneumonia	CLRD*
10	Chronic Liver Disease	Septicemia

Top 10 Causes of Death by Sex Montgomery County, 2016-2017

Rank	Male	Female
1	Heart Disease	Cancer
2	Cancer	Heart Disease
3	Accidents	Accidents
4	CLRD*	Stroke
5	Stroke	Alzheimer's Disease
6	Diabetes	CLRD*
7	Alzheimer's Disease	Diabetes
8	Septicemia	Septicemia
9	Suicide	Kidney Disease
10	Kidney Disease	Influenza/Pneumonia

Source: Ohio Death Certificates, Ohio Department of Health *Chronic Lower Respiratory Disease

KEY FINDINGS

- ▶ Accidents are the 3rd leading cause of death regardless of sex or race.
- ▶ Although not in the top 10 causes of death for the county, suicide is the 9th leading cause of death among men, and homicide is the 7th leading cause of death among Blacks.

Years of Potential Life Lost Montgomery County, 2012-2017



Source: Ohio Death Certificates, Ohio Department of Health

Years of potential life lost (YPLL)

is an indicator used to illustrate the potential years of life lost to those who die before the age of 75.

Across the Nation

	Montgomery ¹	Ohio ¹	United States ²
Life Expectancy	74.0	75.6	78.6

¹Ohio Death Certificates, Ohio Department of Health, 2016-2017

²National Vital Statistics System (NVSS), CDC, 2017