



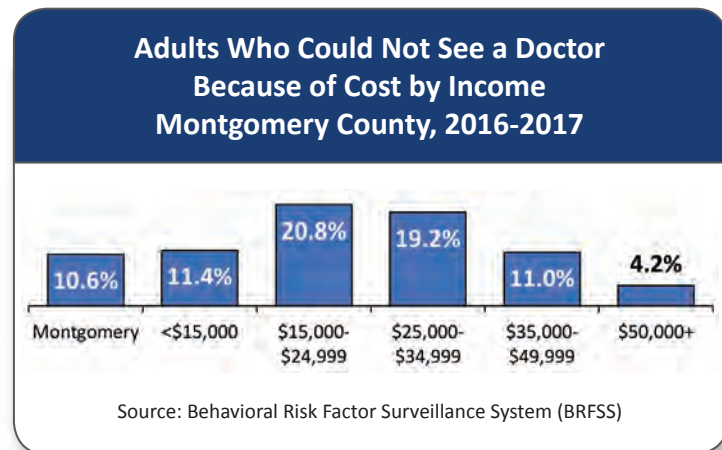
PHI PUBLIC HEALTH IMPORTANCE:

Receiving regular, preventive care is important to managing and maintaining an individual's health. By visiting a health care provider for check-ups and by receiving routine tests and exams, there is a better chance that an illness or disease will be detected early. While it is more likely to delay or go without dental care rather than medical care, it is equally important to have good oral health as it is vital to a person's overall health.



Across the Nation				
	Montgomery	Ohio	United States	HP 2020 Goal
Uninsured ¹	8.0%	7.4%	8.7%	0%
Could Not See a Doctor Because of Cost ²	10.6%	11.0%	13.3%	-

¹American Community Survey, U.S. Census, 2017
²Behavioral Risk Factor Surveillance System (BRFSS), 2016-2017



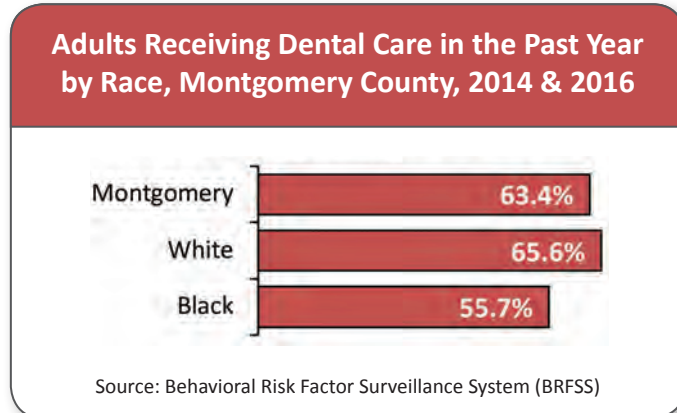
KEY FINDING as self-reported
 ► Adults who earn between \$15,000 and \$34,999 are most likely to be unable to see a doctor due to cost.

Across the Nation ¹			
Health Care Providers per 100,000	Montgomery	Ohio	United States
Primary Care	92.9	76.8	77.6
Internal Medicine	46.9	36.8	37.6
Family Practice	37.0	27.0	28.7
Pediatricians	80.9	82.9	81.7
OB/GYN	83.9	68.4	68.9
Psychiatrists	11.4	9.7	12.1

¹American Community Survey, U.S. Census, 2017 and Area Health Resources Files, HRSA, 2018

Across the Nation ¹				
	Montgomery	Ohio	United States	HP 2020 Goal
Visited the Dentist Within the Past Year	63.4%	66.7%	65.1%	49.0%

¹Behavioral Risk Factor Surveillance System (BRFSS), 2014 & 2016



KEY FINDING as self-reported
 ► Whites are more likely than Blacks to have visited the dentist within the past year.

Across the Nation			
Dentists per 100,000	Montgomery	Ohio	United States
Dentists ¹	43.2	48.2	56.2
Dentists Accepting Medicaid	15.8 ²	18.2 ²	21.1 ³

¹Area Health Resources Files, HRSA, 2018
²Ohio Department of Medicaid Provider Directory, 2016
³Health Policy Institute, Dentist Profile, 2016

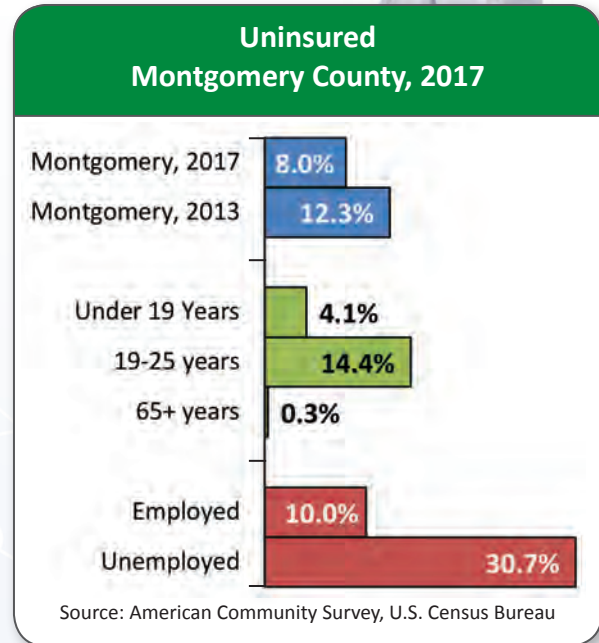
Dental Care at Hospitals

Dental conditions were the third most common reason for a hospital visit in 2017 (behind hypertension and diabetes). These visits were most common in Blacks, individuals under 18, and those using Medicaid or paying for their own care.

Dental Issues Among Montgomery County Children

- 65.4% - History of tooth decay
- 62.2% - One or more sealants
- 15.4% - Toothache in the last 6 months
- 11.1% - Untreated cavities

Source: Third grade Oral Health Screening Survey, 2013-2015



KEY FINDINGS

- 8% of the population is uninsured, compared to 12% in 2013.
- 14% of the population 19 to 25 years of age are uninsured.