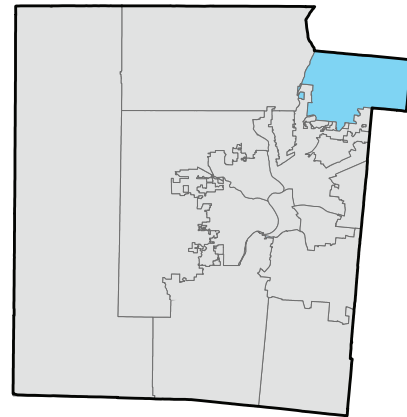
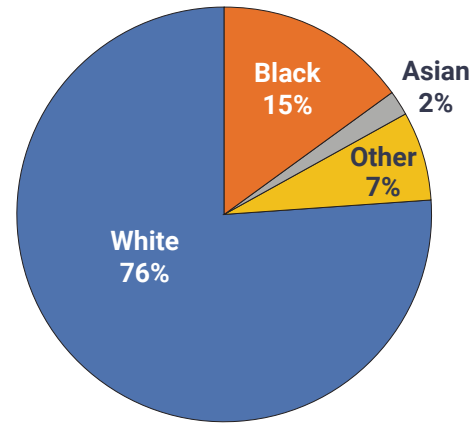


Huber Heights


Population: 39,965


Montgomery County (MC)





Access to Food Beyond 1 Mile of Supermarket


Residents With Low Income and Low Access
6%
10% (MC)


Kids with Low Access
22%
34% (MC)


Seniors with Low Access
19%
34% (MC)


Housing Units With No Vehicles and Low Access
2%
3% (MC)



Housing

Median Home Value
\$113,311
\$112,100 (MC)


Vacancy
6%
12% (MC)

Owner Occupied
67%
61% (MC)

Renter Occupied
33%
39% (MC)


Year Built

1949 or Earlier
5%
25% (MC)


Economics


Median Household Income
\$57,345
\$47,045 (MC)

Family Poverty
11%
14% (MC)

Health



Births: 1,587



Preterm Births
11%
12% (MC)



Infant Mortality Rate (per 1,000 live births)
5.0
7.4 (MC)


Life Expectancy at Birth
73.8 years
74.0 years (MC)

Educational Attainment


Less Than High School
7%
10% (MC)


High School Diploma
29%
28% (MC)



Bachelor's Degree or Higher
24%
27% (MC)


Employment



JOBS


Unemployment Rate
6%
8% (MC)

Commuting to Work



Drive Alone
87%
83% (MC)


Carpool
8%
8% (MC)


Public Transportation
1%
2% (MC)


Walk
1%
2% (MC)



Average Travel Time: **23.1 min.** 21.5 min. (MC)


Substance Use

Opioid-Related Disorder
5.5
9.5 (MC)


Alcohol-Related Disorder
11.4
18.7 (MC)

Hospital Visits (per 1,000)


Mental Health

Depressive Disorder
67.9
71.5 (MC)


Anxiety & Stress Disorders
95.0
101.6 (MC)


Illness

Type 2 Diabetes
144.8
158.0 (MC)

Heart Attack
5.8
6.4 (MC)

Stroke
6.1
7.1 (MC)


Accidents

Accidental Falls
39.2
49.1 (MC)

