
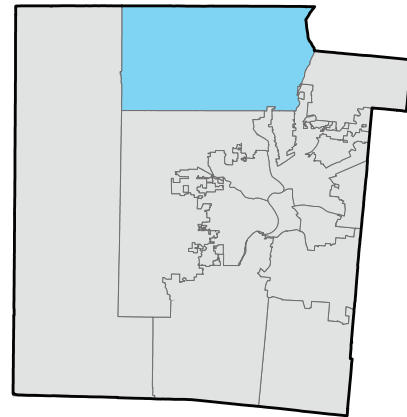
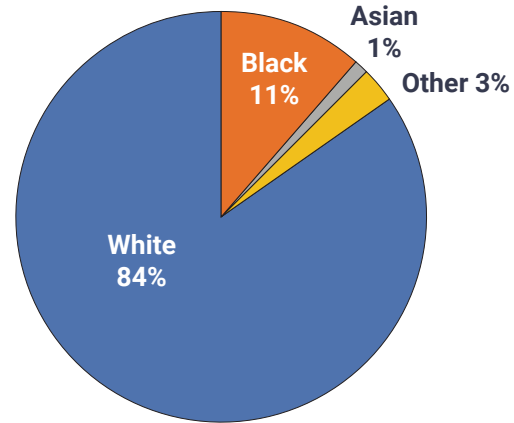


**Union, Clayton, Englewood, Butler Township, and Vandalia**

  
Population: 56,522

Montgomery County (MC)




**Access to Food Beyond 1 Mile of Supermarket**

  
Residents With Low Income and Low Access  
**11%**  
10% (MC)

  
Kids with Low Access  
**54%**  
34% (MC)

  
Seniors with Low Access  
**50%**  
34% (MC)


  
**Housing**

Median Home Value  
**\$137,608**  
\$112,100 (MC)


Vacancy  
**6%**  
12% (MC)

Owner Occupied  
**78%**  
61% (MC)

Renter Occupied  
**23%**  
39% (MC)

  
**Year Built**

1980 or Later  
**30%**  
22% (MC)

  
**Economics**


Median Household Income  
**\$63,658**  
\$47,045 (MC)

Family Poverty  
**6%**  
14% (MC)

**Health**


  
Births: **1,673**


  
Preterm Births  
**10%**  
12% (MC)


  
Infant Mortality Rate (per 1,000 live births)  
**4.8**  
7.4 (MC)

  
Life Expectancy at Birth  
**76.1 years**  
74.0 years (MC)

**Educational Attainment**

  
Less Than High School  
**7%**  
10% (MC)

  
High School Diploma  
**28%**  
28% (MC)

  
Bachelor's Degree or Higher  
**29%**  
27% (MC)

**Employment**


  
**JOBS**


Unemployment Rate  
**6%**  
8% (MC)

**Commuting to Work**

  
Drive Alone  
**87%**  
83% (MC)

  
Carpool  
**7%**  
8% (MC)

  
Public Transportation  
**1%**  
2% (MC)

  
Walk  
**0.4%**  
2% (MC)

 Average Travel Time: **22.1 min.** 21.5 min. - (MC)

**Hospital Visits (per 1,000)**

  
**Substance Use**

Opioid-Related Disorder  
**6.6**  
9.5 (MC)

Alcohol-Related Disorder  
**13.7**  
18.7 (MC)

  
**Mental Health**

Depressive Disorder  
**51.7**  
71.5 (MC)

Anxiety & Stress Disorders  
**74.9**  
101.6 (MC)

  
**Illness**

Type 2 Diabetes  
**146.8**  
158.0 (MC)

Heart Attack  
**7.2**  
6.4 (MC)

Asthma  
**57.9**  
75.6 (MC)

  
**Accidents**

Accidental Falls  
**46.6**  
49.1 (MC)

