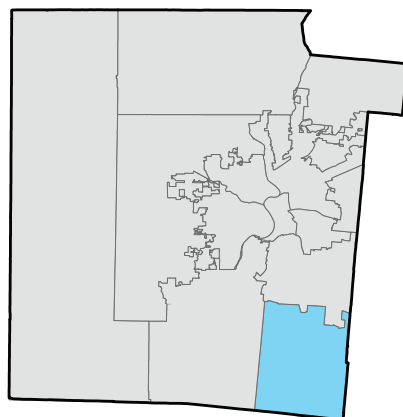
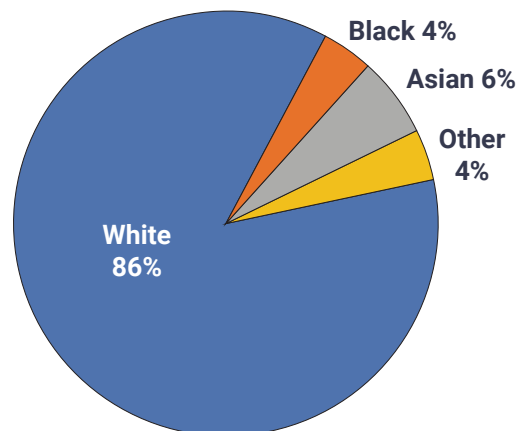


Areas in and Surrounding: Centerville and Washington Township


Population: 56,416


Montgomery County (MC)




Access to Food Beyond 1 Mile of Supermarket


Residents With Low Income and Low Access
5%
10% (MC)


Kids with Low Access
42%
34% (MC)


Seniors with Low Access
34%
34% (MC)

Housing




Median Home Value
\$204,886
\$112,100 (MC)

Vacancy
6%
12% (MC)

Owner Occupied
78%
61% (MC)

Renter Occupied
22%
39% (MC)


Year Built
1980 or Later
46%
22% (MC)

Economics

Median Household Income
\$76,444
\$47,045 (MC)


Family Poverty
5%
14% (MC)

Health


Births: 1,642



Preterm Births
10%
12% (MC)



Smoking During Pregnancy
2%
10% (MC)



Infant Mortality Rate (per 1,000 live births)
5.5
7.4 (MC)


Life Expectancy at Birth
81.1 years
74.0 years (MC)

Educational Attainment


Less Than High School
3%
10% (MC)


High School Diploma
15%
28% (MC)



Bachelor's Degree or Higher
53%
27% (MC)


Employment


Commuting to Work


Drive Alone
86%
83% (MC)


Carpool
6%
8% (MC)


Public Transportation
0.4%
2% (MC)


Walk
1%
2% (MC)


Work from Home
6%
3% (MC)


Average Travel Time: 21.4 min. 21.5 min. (MC)


Unemployment Rate
3%
8% (MC)




Substance Use

Opioid-Related Disorder
3.1
9.5 (MC)

Alcohol-Related Disorder
11.9
18.7 (MC)

Hospital Visits (per 1,000)


Mental Health

Depressive Disorder
60.7
71.5 (MC)


Anxiety & Stress Disorders
81.0
101.6 (MC)


Illness

Type 2 Diabetes
101.3
158.0 (MC)

Heart Attack
5.4
6.4 (MC)

Stroke
6.4
7.1 (MC)


Accidents

Accidental Falls
44.2
49.1 (MC)

