



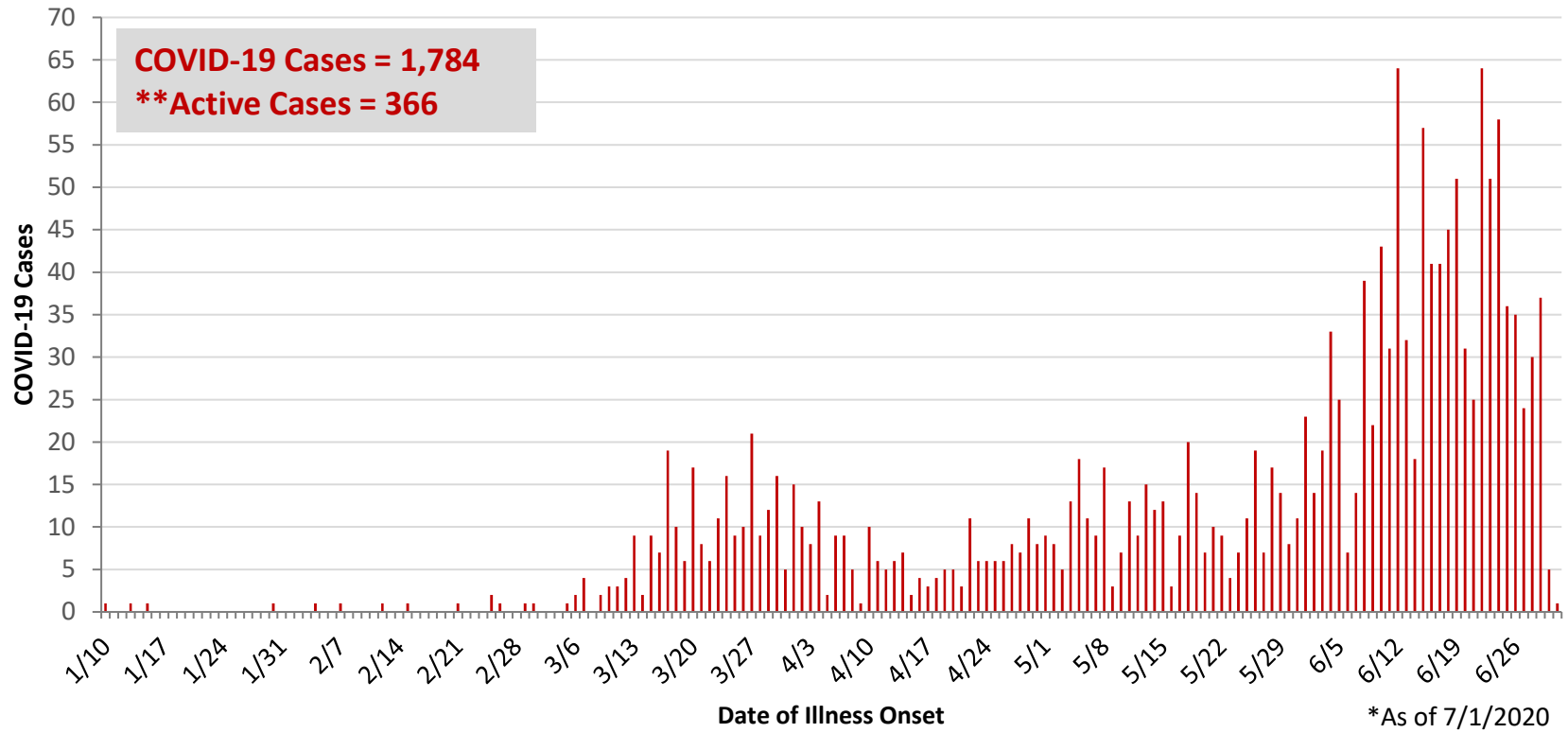
**Ohio, West Central Ohio (WCO), and Montgomery County COVID-19 Cases  
As of 7/2/20**

**Source:** The State of Ohio COVID-19 Dashboard, Ohio Department of Health

**Ohio:**

<b>Preliminary COVID-19 Cases Ohio, As of 7/1/2020</b>		
<b>Sex</b>	<b># Cases</b>	<b>% Cases</b>
Female	26,027	49%
Male	26,424	50%
Unknown	414	1%
<b>Total</b>	<b>52,865</b>	<b>100%</b>
<b>Age Group</b>		
<b>Age Group</b>	<b># Cases</b>	<b>% Cases</b>
0-19	3,455	7%
20-29	8,936	17%
30-39	8,936	17%
40-49	8,005	15%
50-59	8,159	15%
60-69	6,356	12%
70-79	4,203	8%
80+	4,771	9%
Unknown	44	0%
<b>Total</b>	<b>52,865</b>	<b>100%</b>
<b>Hospitalized</b>		
Hospitalized	7,911	15.0%
<b>Deaths</b>		
Deaths	2,876	5.4%
<b>Age Group</b>		
<b>Age Group</b>	<b>Deaths</b>	<b>% of Deaths</b>
0-19	2	0%
20-29	12	0%
30-39	18	1%
40-49	42	1%
50-59	170	6%
60-69	415	14%
70-79	701	24%
80+	1,516	53%
<b>Total</b>	<b>2,876</b>	<b>100%</b>

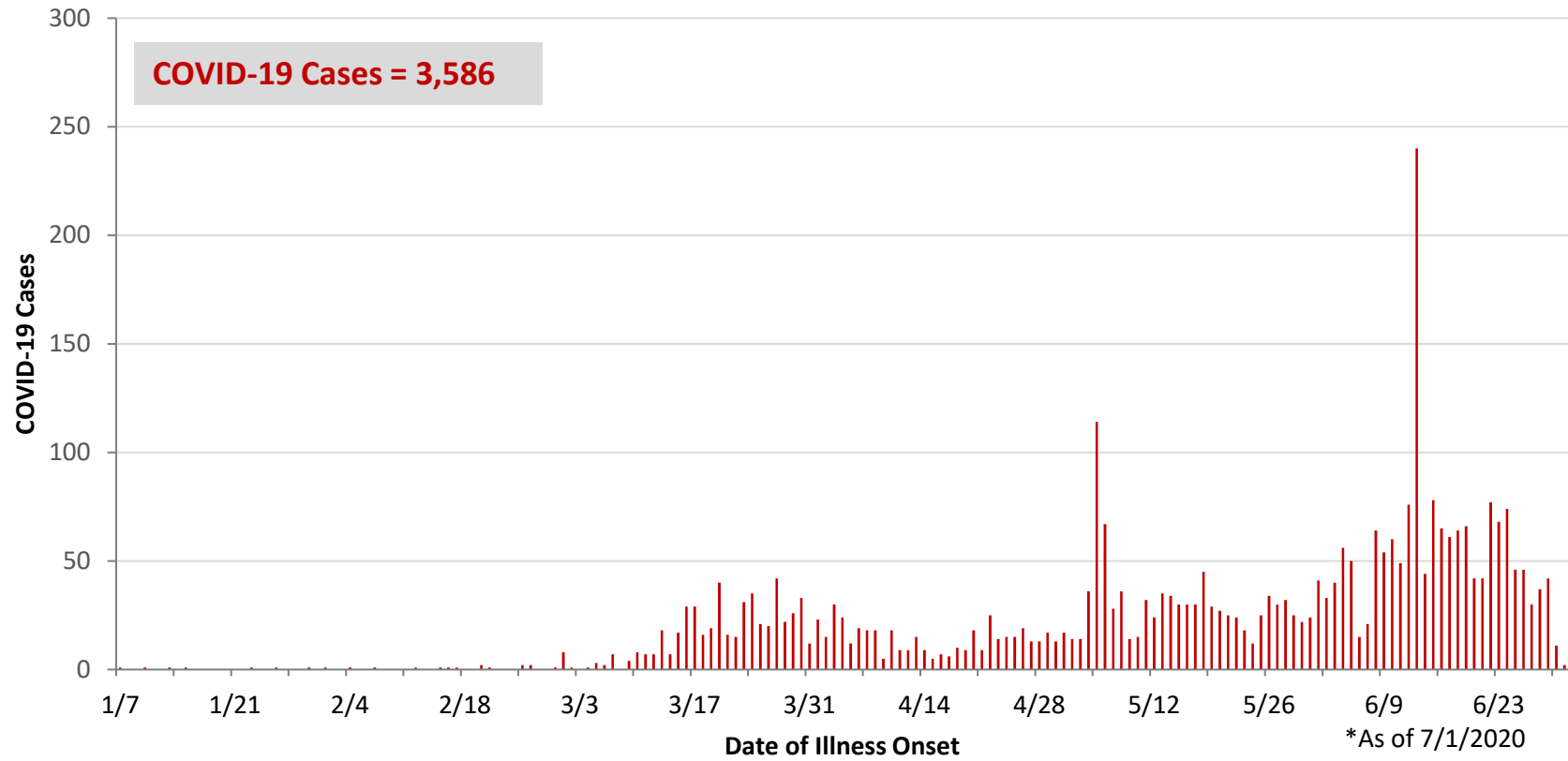
**PRELIMINARY COVID-19 Cases by Date of Illness Onset  
Montgomery County, 1/10/20 - 7/1/20\***



WCO:

Preliminary COVID-19 Cases West Central Ohio, As of 7/1/2020		
County	# Cases	% Cases
Champaign	38	1%
Clark	739	21%
Darke	236	7%
Greene	222	6%
Miami	442	12%
Montgomery	1,784	50%
Preble	66	2%
Shelby	59	2%
<b>Total</b>	<b>3,586</b>	<b>100%</b>
Sex		
Sex	# Cases	% Cases
Female	1,882	52%
Male	1,598	45%
Unknown	106	3%
<b>Total</b>	<b>3,586</b>	<b>100%</b>
Age Group		
Age Group	# Cases	% Cases
0-19	336	9%
20-29	679	19%
30-39	621	17%
40-49	502	14%
50-59	513	14%
60-69	414	12%
70-79	258	7%
80+	263	7%
<b>Total</b>	<b>3,586</b>	<b>100%</b>
Hospitalized	499	13.9%
Deaths	106	3.0%
Age Group		
Age Group	Deaths	% of Deaths
0-19	0	0%
20-29	1	1%
30-39	2	2%
40-49	2	2%
50-59	6	6%
60-69	17	16%
70-79	17	16%
80+	61	58%
<b>Total</b>	<b>106</b>	<b>100%</b>

**PRELIMINARY COVID-19 Cases by Date of Illness Onset  
West Central Ohio, 1/7/20 - 7/1/20\***



Montgomery County:

Preliminary COVID-19 Cases Montgomery County, As of 7/1/2020		
Sex	# Cases	% Cases
Female	954	53%
Male	810	45%
Unknown	20	1%
<b>Total</b>	<b>1,784</b>	<b>100%</b>
<b>Age Group</b>		
Age Group	# Cases	% Cases
0-19	190	11%
20-29	321	18%
30-39	332	19%
40-49	265	15%
50-59	270	15%
60-69	200	11%
70-79	119	7%
80+	87	5%
<b>Total</b>	<b>1,784</b>	<b>100%</b>
<b>Hospitalized</b>		
Hospitalized	288	16.1%
<b>Deaths</b>		
Deaths	26	1.5%
<b>Age Group</b>		
Age Group	Deaths	% of Deaths
0-19	0	0%
20-29	1	4%
30-39	1	4%
40-49	2	8%
50-59	3	12%
60-69	8	31%
70-79	2	8%
80+	9	35%
<b>Total</b>	<b>26</b>	<b>100%</b>

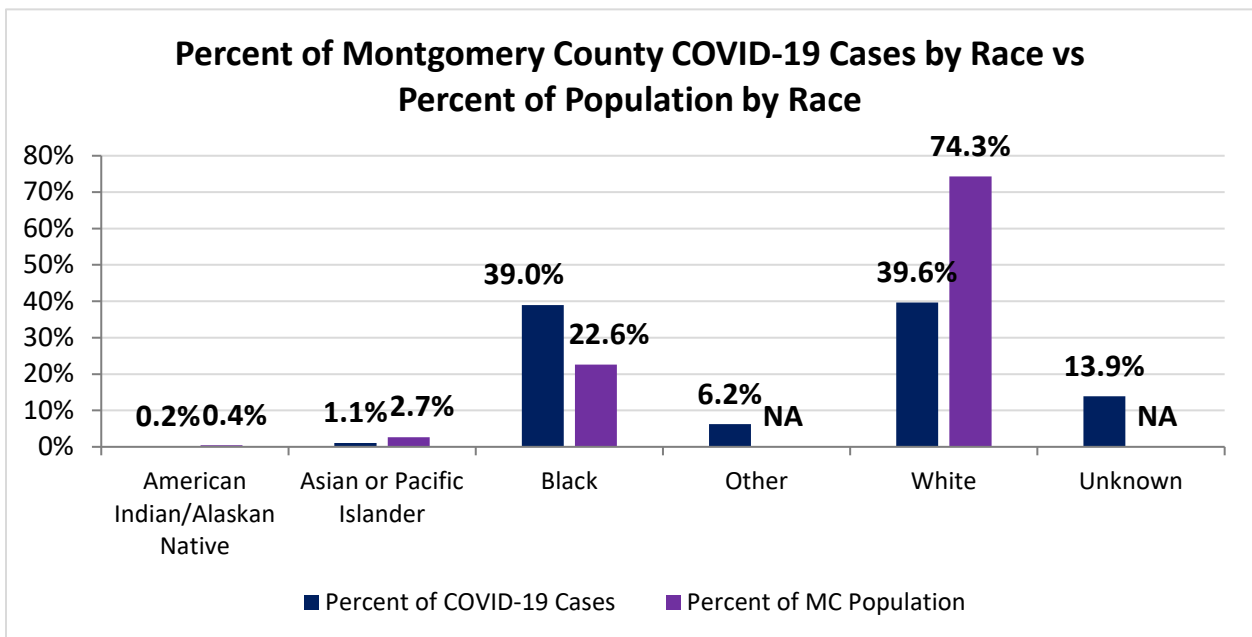
Source: Ohio Disease Reporting System, ODH

Montgomery County COVID-19 Cases by Race As of 7/2/20				
Race	Count	Percent	Rate	Rate Interpretation**
American Indian/Alaskan Native (AI/AN)*	3	0.2%	139.7	1 in 716
Asian	20	1.1%	140.6	1 in 712
Black	713	39.0%	592.4	1 in 169
Other	114	6.2%	NA	NA
White	725	39.6%	183.3	1 in 546
Unknown	254	13.9%	NA	NA
<b>Total</b>	<b>1,829</b>	<b>100%</b>	<b>343.6</b>	<b>1 in 291</b>

\*Note. AI/ANs account for 0.4% of Montgomery County’s population, and therefore, rates for this population will be large and may be misleading.

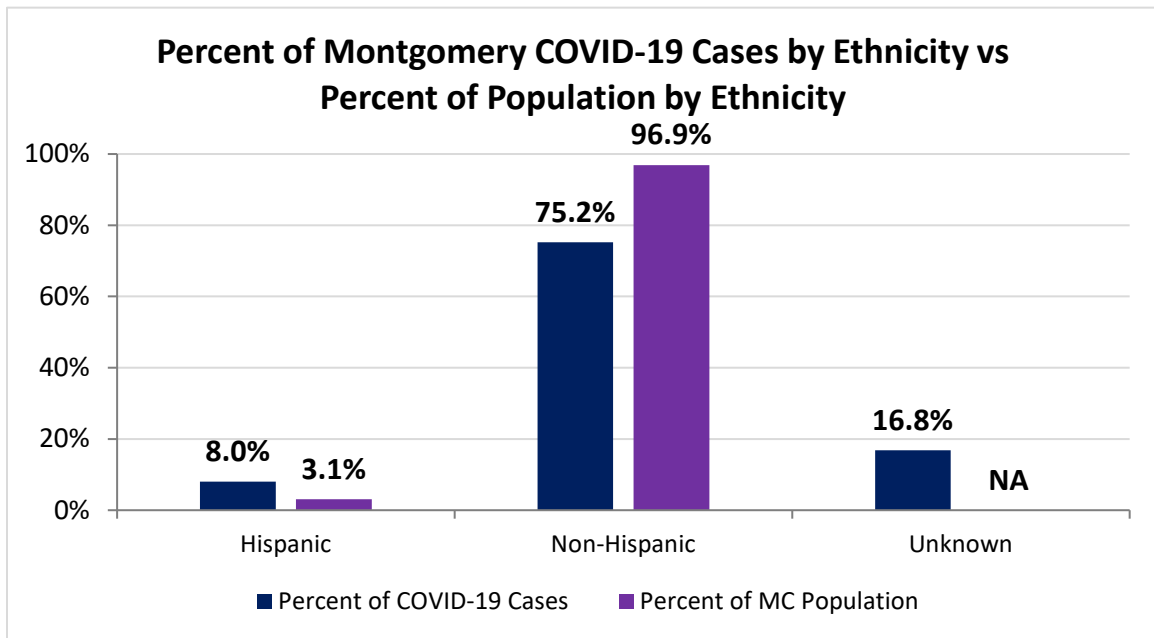
\*\*Rate interpretation represents the number of cases for the given population.

Example - there is a total of 1 case for every 291 Montgomery County residents.



Montgomery County COVID-19 Cases by Ethnicity As of 7/2/20				
Ethnicity	Count	Percent	Rate	Rate Interpretation**
Hispanic	146	8.0%	887.0	1 in 113
Non-Hispanic	1,376	75.2%	266.7	1 in 375
Unknown	307	16.8%	NA	NA
<b>Total</b>	<b>1,829</b>	<b>100%</b>	<b>343.6</b>	<b>1 in 291</b>

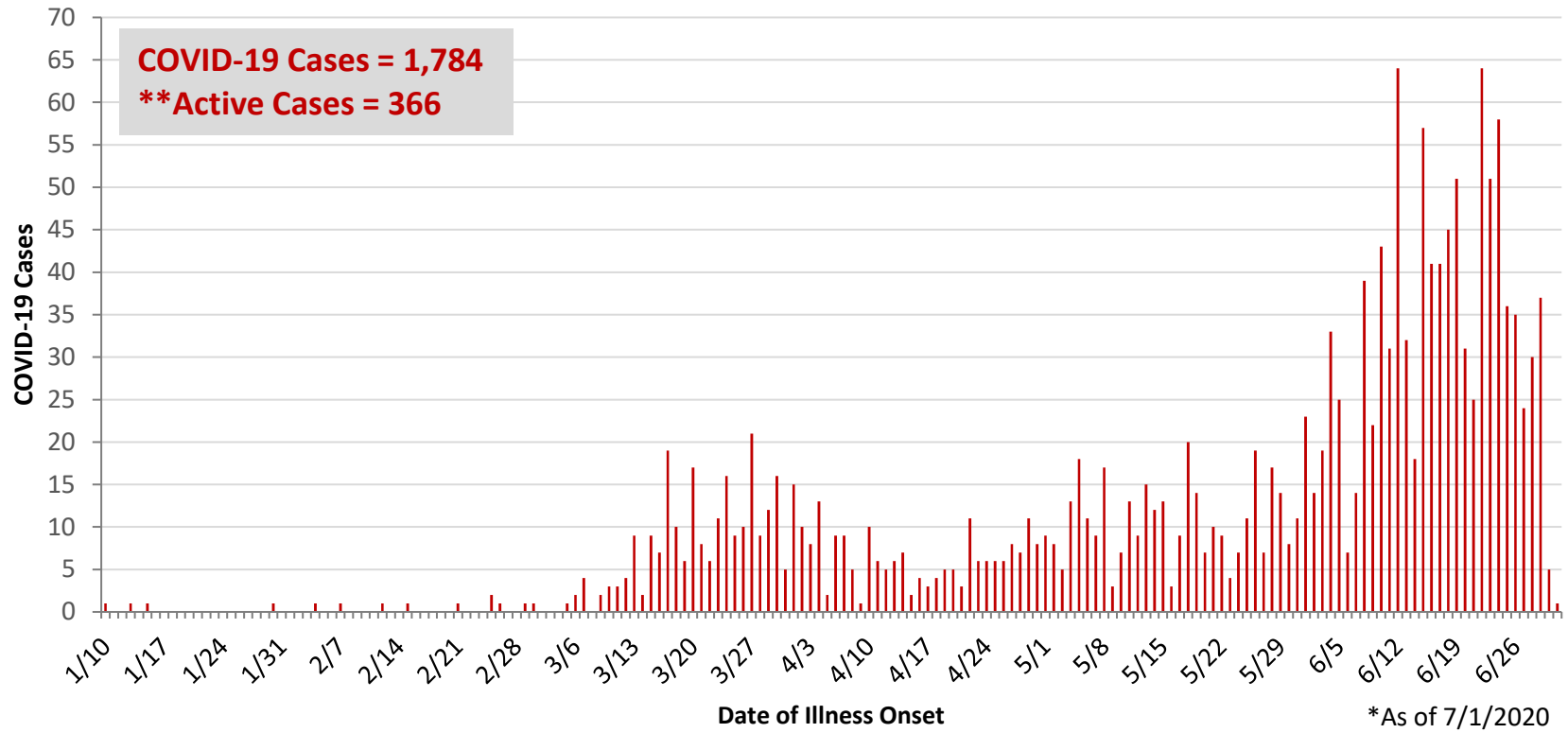
\*\*Rate interpretation represents the number of cases for the given population.  
 Example - there is a total of 1 case for every 291 Montgomery County residents.



Montgomery County COVID-19 Cases by Health Care Worker Status As of 7/2/20		
Status	#	%
Health Care Worker	258	14.1%
Non-Health Care Worker	1,169	63.9%
Unknown	402	22.0%
<b>Total</b>	<b>1,829</b>	<b>100%</b>

Montgomery County COVID-19 Cases Age Range As of 7/2/20	
Stat	Age in Years
Age Range	<1 - 104
Average Age	43.1
Median Age	41.0

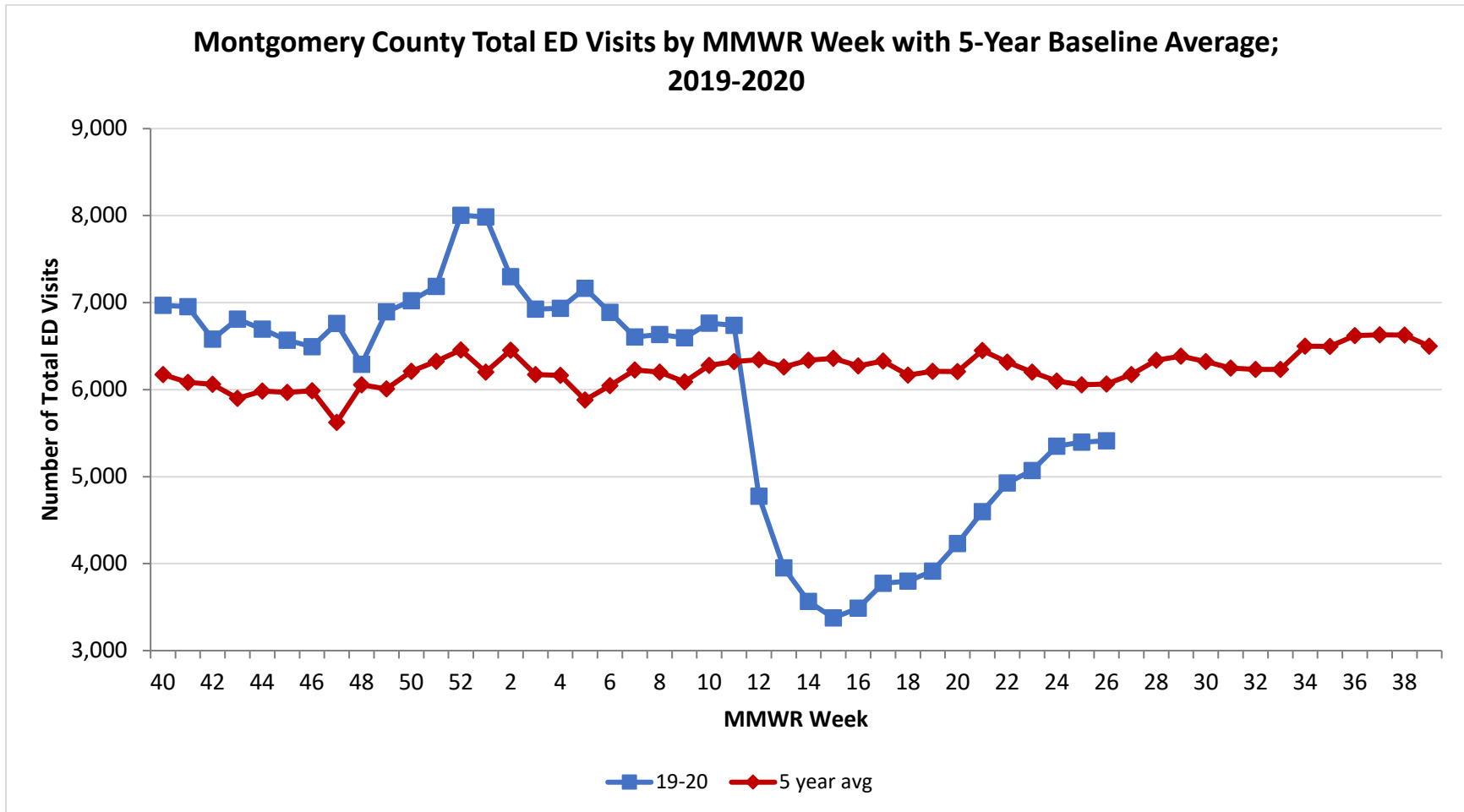
**PRELIMINARY COVID-19 Cases by Date of Illness Onset  
Montgomery County, 1/10/20 - 7/1/20\***



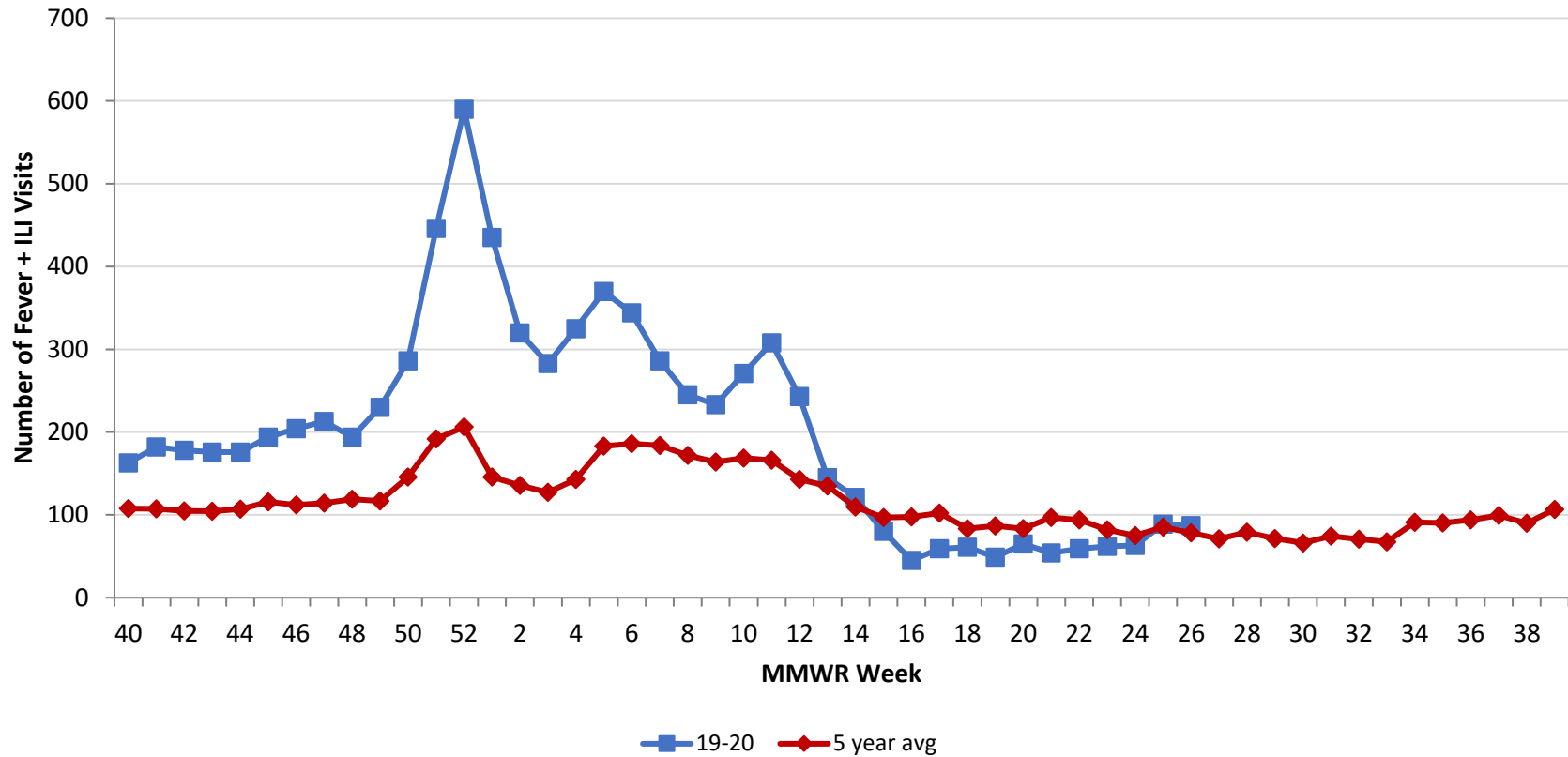
\*\*Active cases are based on the reported illness onset date (using a 10-day window).



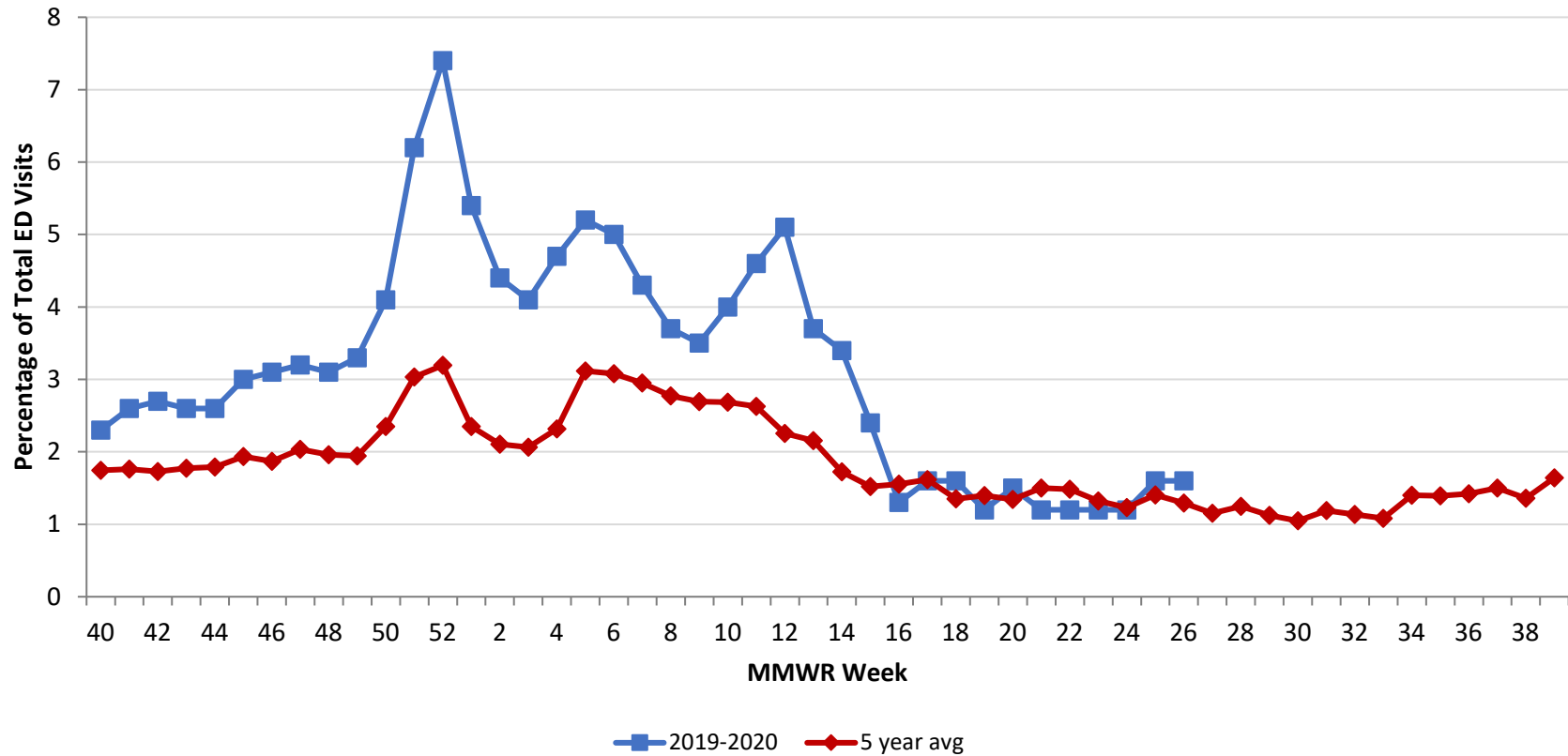
Source: EpiCenter Syndromic Surveillance, Health Monitoring Systems



Montgomery County Fever + ILI Specified ED Visits by MMWR Week with 5-Year Baseline Average; 2019-2020



**Montgomery County Fever + ILI Specified ED Visits (% of Total Visits) by MMWR Week with 5-Year Baseline Average; 2019-2020**



# Total Visits		
MMWR Week	19-20	5-Year Average
43	6,810	5899.6
44	6,694	5982.4
45	6,567	5968.0
46	6,494	5987.6
47	6,760	5622.8
48	6,292	6056.8
49	6,895	6008.0
50	7,022	6209.8
51	7,185	6324.4
52	8,005	6456.0
1	7,986	6200.8
2	7,297	6452.4
3	6,924	6172.9
4	6,935	6164.0
5	7,164	5881.8
6	6,888	6045.0
7	6,605	6226.8
8	6,633	6200.6
9	6,597	6088.2
10	6,763	6279.6
11	6,738	6321.6
12	4,775	6345.0
13	3,952	6259.8
14	3,565	6337.4
15	3,376	6360.6
16	3,489	6273.4
17	3,774	6327.8
18	3,798	6165.8
19	3,915	6209.8
20	4,231	6208.4
21	4,598	6,449.6
22	4,928	6,315.4
23	5,070	6,201.0
24	5,350	6,098.4
25	5,398	6,055.8
26	5,412	6,063.2

# Fever + ILI Visits		
MMWR Week	19-20	5-Year Average
43	176	104.6
44	176	107.0
45	194	115.6
46	204	112.0
47	213	114.4
48	194	118.8
49	230	116.8
50	286	145.8
51	446	191.8
52	590	206.2
1	435	145.8
2	320	135.8
3	283	127.4
4	325	142.8
5	370	183.2
6	344	186.2
7	286	183.8
8	245	171.8
9	233	164.0
10	271	168.6
11	308	166.2
12	243	143.0
13	145	134.8
14	121	109.4
15	80	96.8
16	45	97.6
17	59	102.4
18	61	83.4
19	49	86.8
20	65	83.4
21	54	96.8
22	59	93.8
23	62	82.0
24	63	75.0
25	89	85.2
26	87	78.4

% Fever + ILI Visits		
MMWR Week	19-20	5-Year Average
43	2.6	1.8
44	2.6	1.8
45	3.0	1.9
46	3.1	1.9
47	3.2	2.0
48	3.1	2.0
49	3.3	1.9
50	4.1	2.3
51	6.2	3.0
52	7.4	3.2
1	5.4	2.4
2	4.4	2.1
3	4.1	2.1
4	4.7	2.3
5	5.2	3.1
6	5	3.1
7	4.3	3.0
8	3.7	2.8
9	3.5	2.7
10	4	2.7
11	4.6	2.6
12	5.1	2.3
13	3.7	2.2
14	3.4	1.7
15	2.4	1.5
16	1.3	1.6
17	1.6	1.6
18	1.6	1.4
19	1.2	1.4
20	1.5	1.3
21	1.2	1.5
22	1.2	1.5
23	1.2	1.3
24	1.2	1.2
25	1.6	1.4
26	1.6	1.3