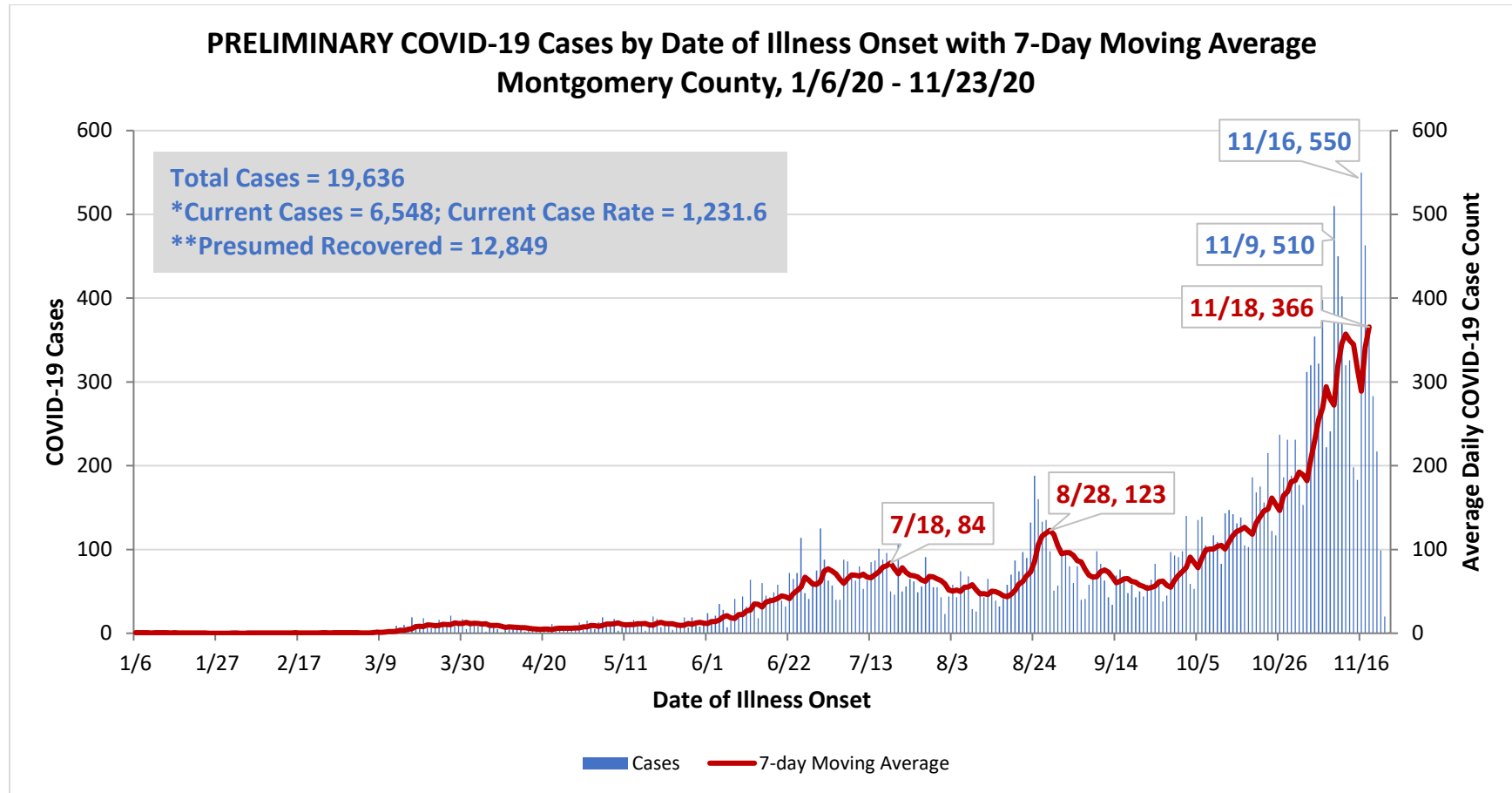




Montgomery County COVID-19 Cases As of 11/23/20

Sources: The State of Ohio COVID-19 Dashboard; Ohio Disease Reporting System, Ohio Department of Health



*Current Cases – cases with symptom onset in the past 21 days; Current Case Rate – current cases per 100,000.

**Presumed Recovered - cases with a symptom onset date >21 days prior who are not deceased

Key Points:

- Montgomery County’s average daily COVID-19 case count was the highest it has been on 11/18/20 (366 cases per day).
- The highest incidence in reported COVID-19 cases occurred on 11/16/20 (550 cases).
- The current case rate increased 25% in the past two weeks from 982 (on 11/9) to 1,232 cases per 100,000 (on 11/23), indicating increased community spread.

Montgomery County COVID-19 Outbreak and School Data:

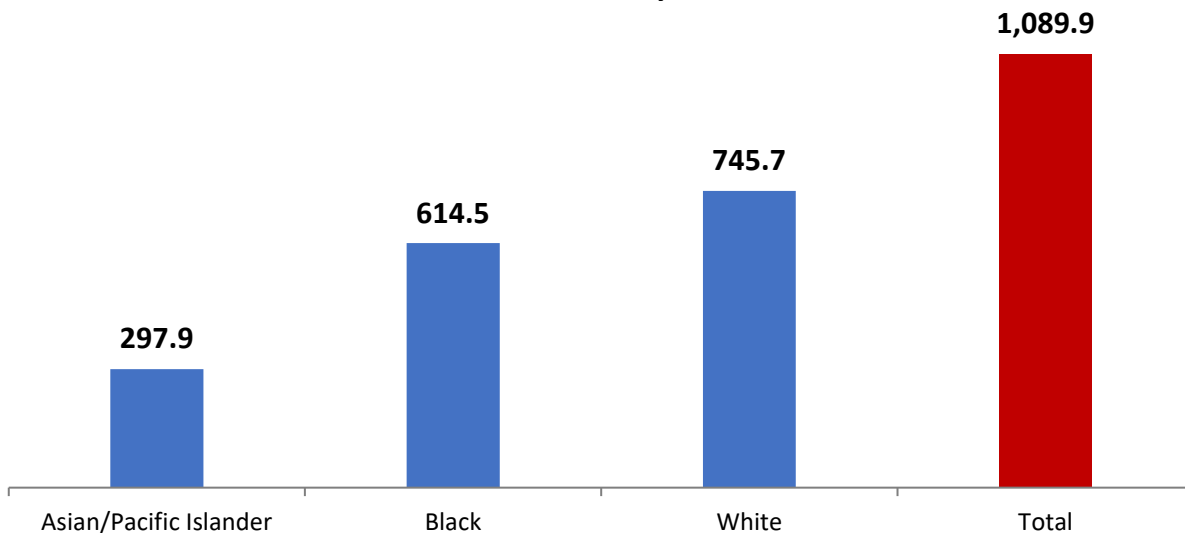
- Montgomery County currently has 87 COVID-19 outbreak investigations open at various long-term care facilities, businesses, and schools.
- Eight outbreak investigations have opened in the past two weeks – 2 (25%) schools, 5 (62%) long-term care facilities, and 1 business (13%).
- Of the 5,795 current cases, only 13% (747 cases) have been linked to an outbreak – indicating that most of the recent spread of COVID-19 has occurred in the community and not within institutions.
- Montgomery County has a total of 556 cases associated with schools (282 students, 274 staff). Of the 556 cases, 31% (170 cases – 97 students, 73 staff) were reported in the past week.

Note. All rates are per 100,000 population.

Montgomery County COVID-19 Cases by Race As of 11/22/20				
Race	Total Cases	Case Rate	Current Cases*	Current Case Rate*
Asian/Pacific Islander	180	1,276.8	42	297.9
Black	3,850	3,184.2	743	614.5
White	10,018	2,539.2	2,942	745.7
Other	1,226	NA	466	NA
Unknown	3,430	NA	1,602	NA
Total	18,704	3,517.9	5,795	1,089.9

*Current Cases – cases with symptom onset in the past 21 days. Current Case Rate – current cases per 100,000

Current COVID-19 Case Rate by Race As of 11/22/20



Key Points:

- Whites have the highest current case rate (745.7) and the highest number of current cases (2,942 cases).
- Blacks have the highest overall case rate (3,184.2).

Montgomery County COVID-19 Cases Age Range As of 11/22/20	
Stat	Age in Years
Age Range	<1 - 104
Average Age	42.7
Median Age	41.0

Montgomery County COVID-19 Cases by Age Group As of 11/22/20				
Age Group	Total Cases	Total Case Rate	Current Cases*	Current Case Rate*
<5	299	916.6	114	349.5
5-9	366	1,137.0	156	484.6
10-14	480	1,495.6	209	651.2
15-18	1,079	4,085.1	308	1,166.1
19-24	2,688	6,386.3	550	1,306.7
25-29	1,481	3,861.3	469	1,222.8
30-34	1,405	4,018.8	463	1,324.3
35-39	1,303	4,036.4	429	1,329.0
40-44	1,181	4,109.7	402	1,398.9
45-49	1,210	3,949.2	367	1,197.8
50-54	1,365	4,228.0	446	1,381.4
55-59	1,314	3,626.4	425	1,172.9
60-64	1,125	3,182.2	354	1,001.3
65-69	905	2,994.6	291	962.9
70-74	844	3,421.7	275	1,114.9
75-79	558	3,246.1	176	1,023.9
80-84	436	3,639.7	150	1,252.2
85+	659	4,926.4	207	1,547.4
Total	18,698	3,516.7	5,791	1,089.2

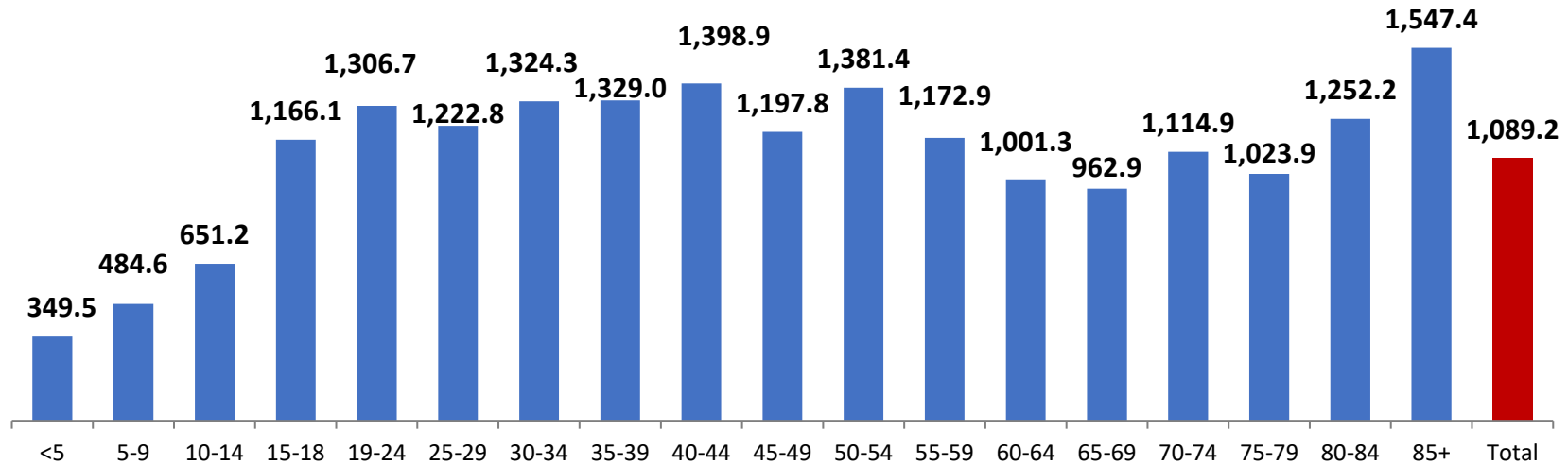
*Current Cases – cases with symptom onset in the past 21 days. Current Case Rate – current cases per 100,000.

Montgomery County COVID-19 Hospitalizations and Deaths by Age Group As of 11/23/20				
Age Group	Hospitalizations	% of Hospitalizations	Deaths	% of Deaths
0-19	44	2%	1	0%
20-29	81	4%	3	1%
30-39	133	7%	3	1%
40-49	169	9%	8	4%
50-59	274	15%	16	7%
60-69	361	20%	37	16%
70-79	428	24%	58	26%
80+	325	18%	99	44%
Total	1,815	100%	225	100%

Key Points:

- The age group 85 years and older has the highest current case rate in Montgomery County (1,547.4), but the highest overall rate is among 19-24-year-olds (6,386.3).
- The highest number and percentage of hospitalizations occurred among 70-79-year-olds (428 hospitalizations; 24% of hospitalizations).
- Individuals 80 years and older account for less than 6% of total cases but nearly half (44%) of total deaths due to COVID-19.

Current COVID-19 Case Rate by Age Group As of 11/22/20



Ohio and West Central Ohio Totals:

State of Ohio and West Central Ohio* (WCO) COVID-19 Totals, as of 11/23/20			
Location	Cases	Hospitalizations	Deaths
WCO Total	40,351	3,015	516
Ohio	363,304	24,705	6,020

*West Central Ohio Counties include – Clark, Champaign, Darke, Greene, Miami, Montgomery, Preble and Shelby.