



Dayton &
Montgomery
County

Regional Seasonal Influenza Activity Report MMWR Week 20 5/13/2018 – 5/19/2018

Weekly Influenza Activity Summary:

Montgomery County (Week 20)- There was one influenza-associated hospitalization during week 20. The percentage of people seen in Emergency Departments (ED) and Urgent Care for Influenza-like Illness and Fever (ILI + fever) increased by 24.0% from week 19. The percentage of visits for constitutional syndrome decreased by 12.2% over the same period.

West Central Ohio Region (Week 20)- The percentage of ED patients with positive influenza test results decreased by 40.0% from week 19. The number of ED patients testing positive for Influenza A did not change, while the number of ED patients with positive results for Influenza B decreased by 44.4%. Regional hospitalizations associated with influenza decreased by 66.7% from week 19 to week 20.

Ohio (Week 19)- Local

Increased ILI in 1 region; ILI activity in other regions is not increased AND recent (within the past 3 weeks) lab evidence of influenza in region with increased ILI, OR 2 or more institutional outbreaks (ILI or lab confirmed) in 1 region; ILI activity in other regions is not increased AND recent (within the past 3 weeks) lab evidence of influenza in region with the outbreaks; virus activity is no greater than sporadic in other regions.

ODH PCR positive influenza lab results (through 5/12/18) – **(683)** A/H3N2; **(105)** A/pdmH1N1; **(201)** Influenza B

National (Week 19)- Overall, Influenza A H3 has been the most frequently reported influenza subtype, but since week 10 Influenza B viruses have been more frequently reported. Widespread influenza activity was reported by 2 states. Of the remaining states, 3 states reported regional activity, 9 states reported local activity, 33 states and the District of Columbia reported sporadic influenza activity and 3 states reported no influenza activity.

For hospitals and other regional healthcare facilities to more accurately monitor influenza in the area, this report will include regional and Montgomery County specific influenza activity. The regional influenza report will include positive influenza cases from healthcare facilities in Auglaize, Champaign, Clark, Darke, Greene, Miami, Montgomery, Preble, Shelby, and Warren counties (<http://www.gdaha.org/regional-hospital-locator>).

Confirmed Influenza-associated Hospitalizations

MMWR Week	40-16	17	18	19	20*	Total
Week Ending	10/7/17-4/21/18	4/28/18	5/5/18	5/12/18	5/19/18	
Auglaize	58	0	1	0	0	59
Champaign	60	1	0	0	0	61
Clark	347	3	1	0	0	351
Darke	86	3	2	1	0	92
Greene	272	1	2	0	0	275
Miami	122	0	2	0	0	124
Montgomery	989	3	3	1	1	997
Preble	49	0	0	1	0	50
Shelby	59	0	0	0	0	59
Warren	268	1	0	0	0	269
Total	2,310	12	11	3	1	2,337

*Numbers are preliminary and may change based on updated ODRS data.

Weekly Regional Outpatient Influenza Cases

MMWR Week	Week Ending	Influenza A	Influenza B	ILI* Reports (Sentinel Providers)	Weekly Total
11	3/17/18	107	108	14	229
12	3/24/18	123	156	7	286
13	3/31/18	85	127	5	217
14	4/7/18	27	54	3	84
15	4/14/18	29	51	5	85
16	4/21/18	9	43	7	59
17	4/28/18	16	27	0	43
18	5/5/18	4	17	2	23
19	5/12/18	1	9	4	14
20	5/19/18	1	5	0	6

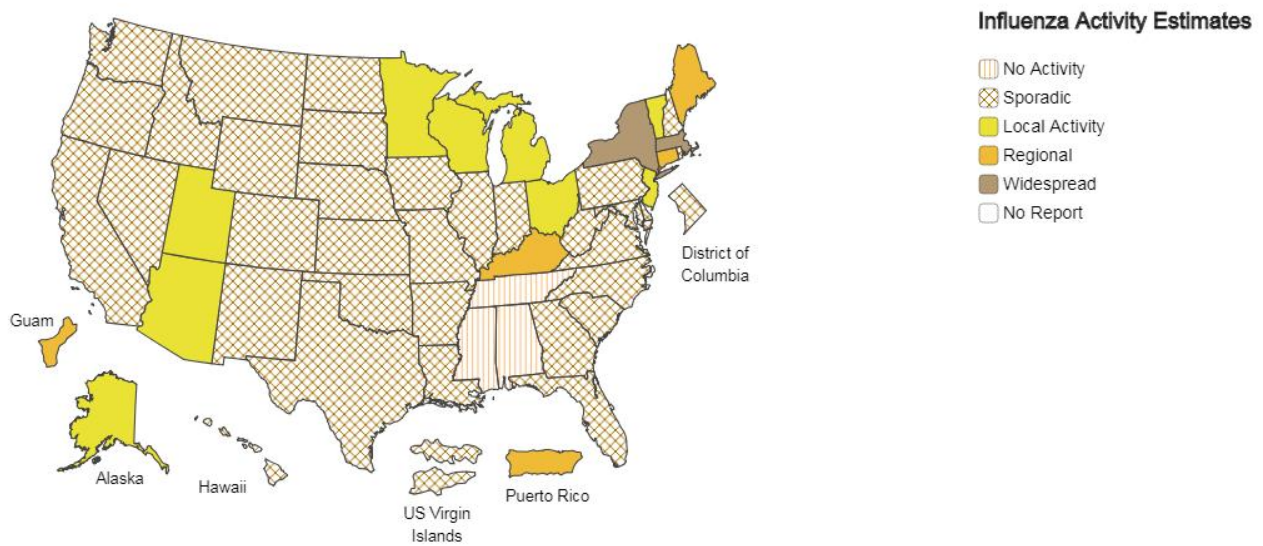
*Influenza-like Illness (ILI)



A Weekly Influenza Surveillance Report Prepared by the Influenza Division

Weekly Influenza Activity Estimates Reported by State and Territorial Epidemiologists*

Week Ending May 12, 2018 - Week 19



*This map indicates geographic spread and does not measure the severity of influenza activity.

National Influenza Activity Summary <http://www.cdc.gov/flu/weekly/fluactivitysurv.htm>

Additional Surveillance Data & Flu Facts

Flu Facts <http://www.flu.gov/>

Ohio Department of Health Seasonal Influenza Activity Summary <http://www.odh.ohio.gov/seasflu/Ohio%20Flu%20Activity.aspx>

Montgomery County Seasonal Influenza Activity Summary <http://www.phdmc.org/report/montgomery-county-flu-activity-level>



Dayton &
Montgomery
County

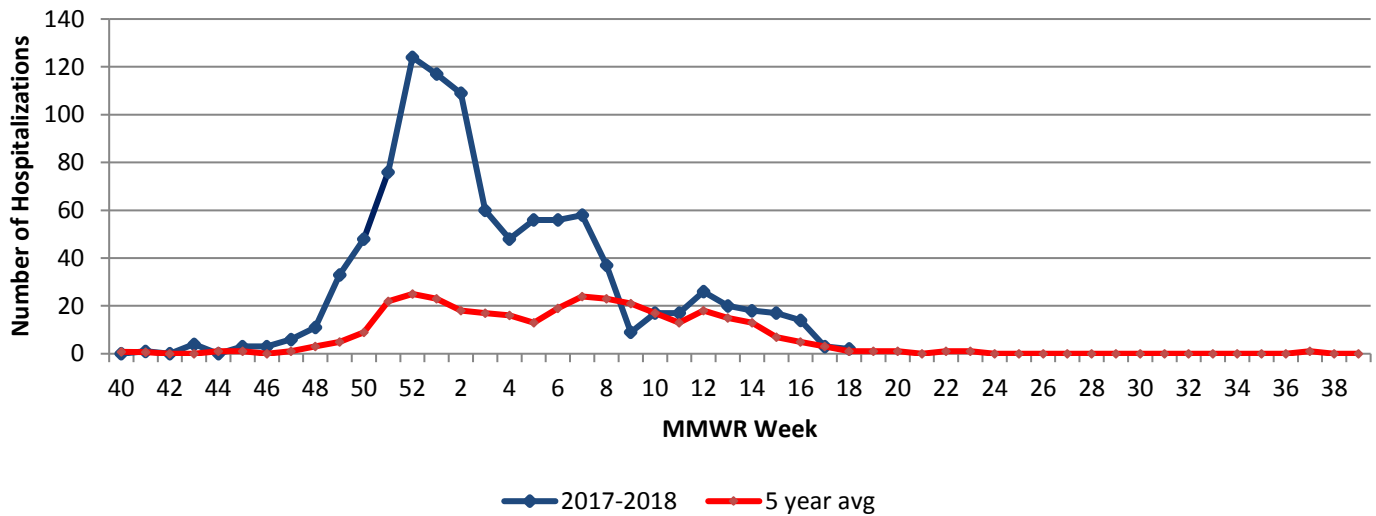
Montgomery County Seasonal Influenza Activity Report MMWR Week 20 5/13/2018 – 5/19/2018

Montgomery County Weekly Surveillance Data

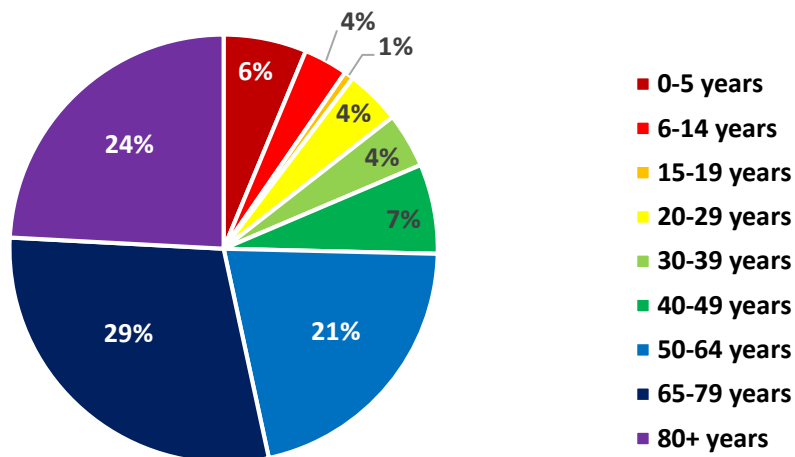
Surveillance Data	Current Week	% Change	Trend
Influenza Hospitalizations	1*	0.0%	-
% Constitutional ED visits	7.9%	12.2%	↓
% ILI + Fever ED visits	1.9%	24.0%	↓
Thermometer sales	55	10.0%	↑

*Preliminary number, may change based on updated ODRS data.
- No change

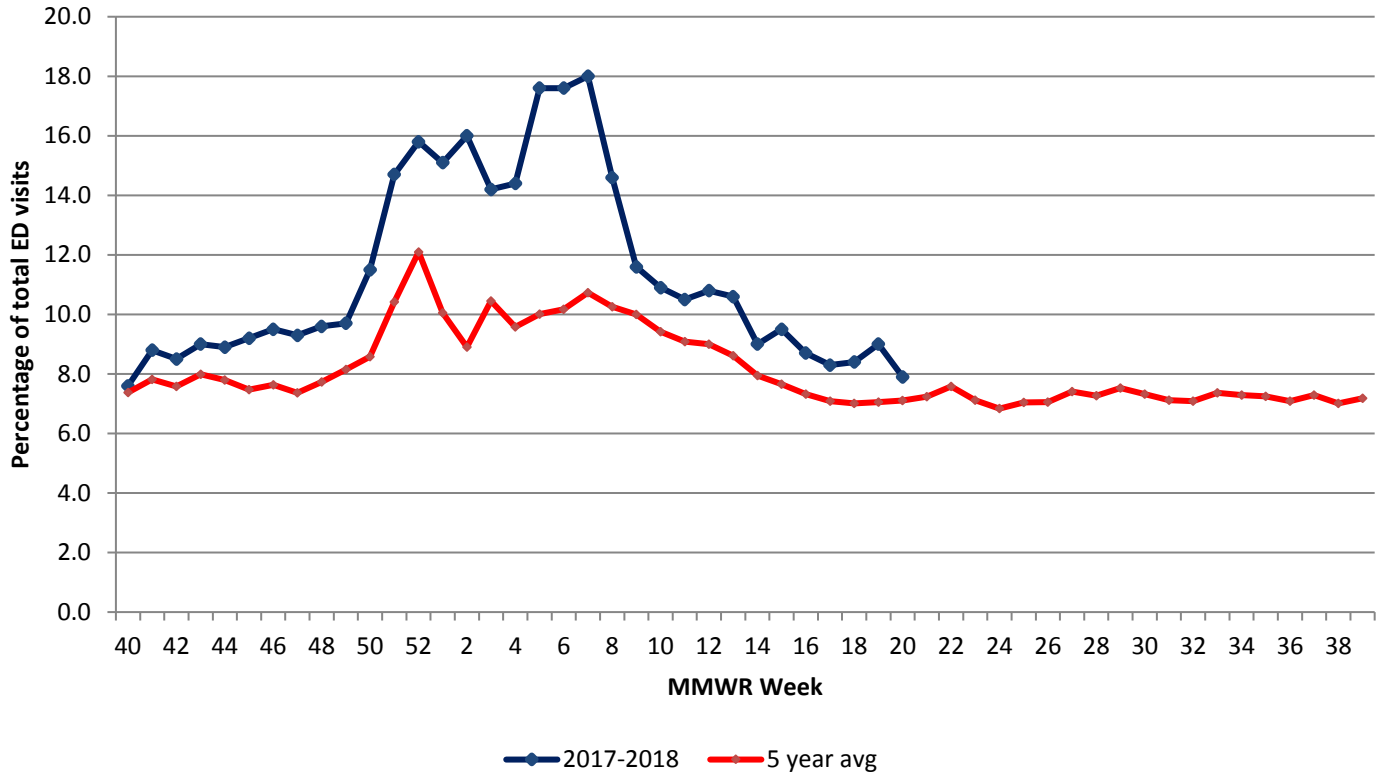
Confirmed Influenza-associated Hospitalizations - Montgomery County, OH 2017-2018 compared to 5-year average



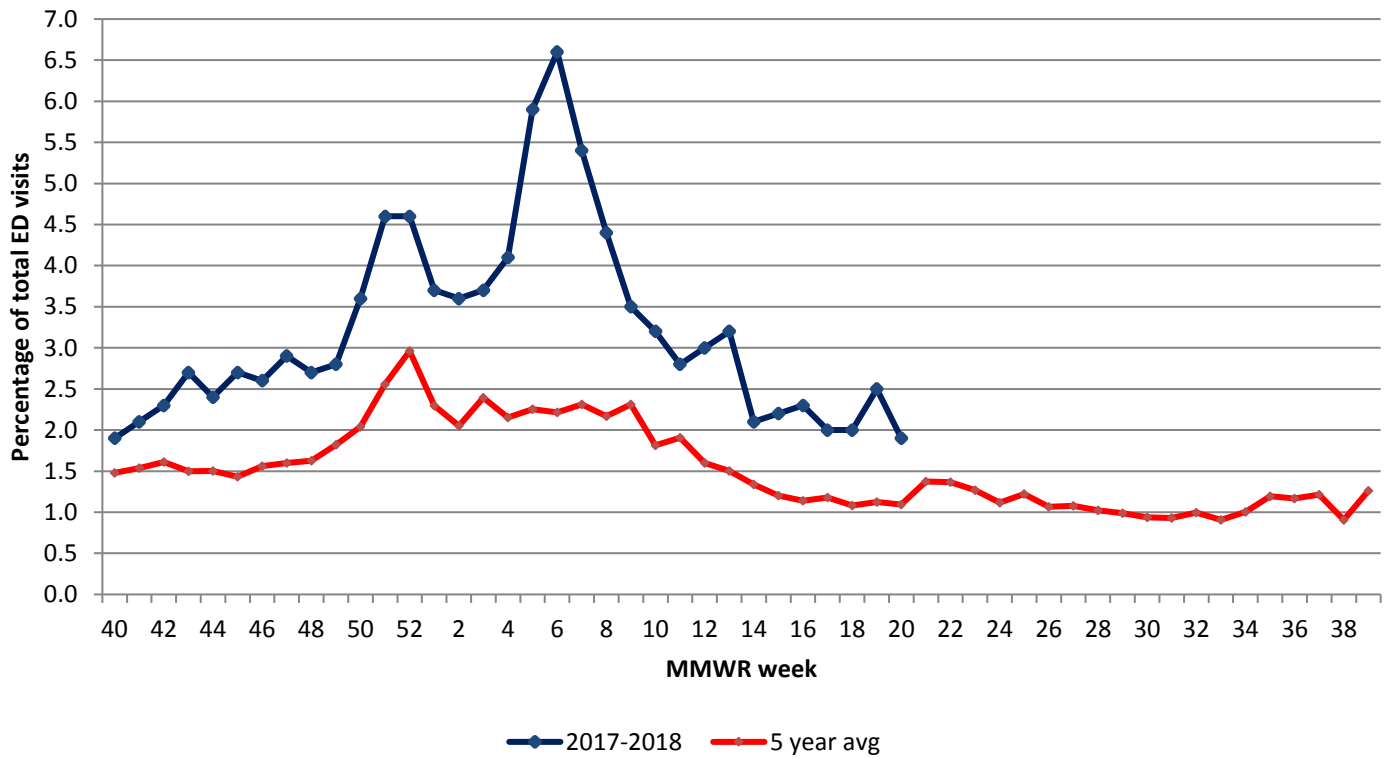
Confirmed Influenza-associated Hospitalizations - Montgomery County, by Age Group MMWR Weeks 40-20 (Oct. 1, 2017-May 19, 2018)

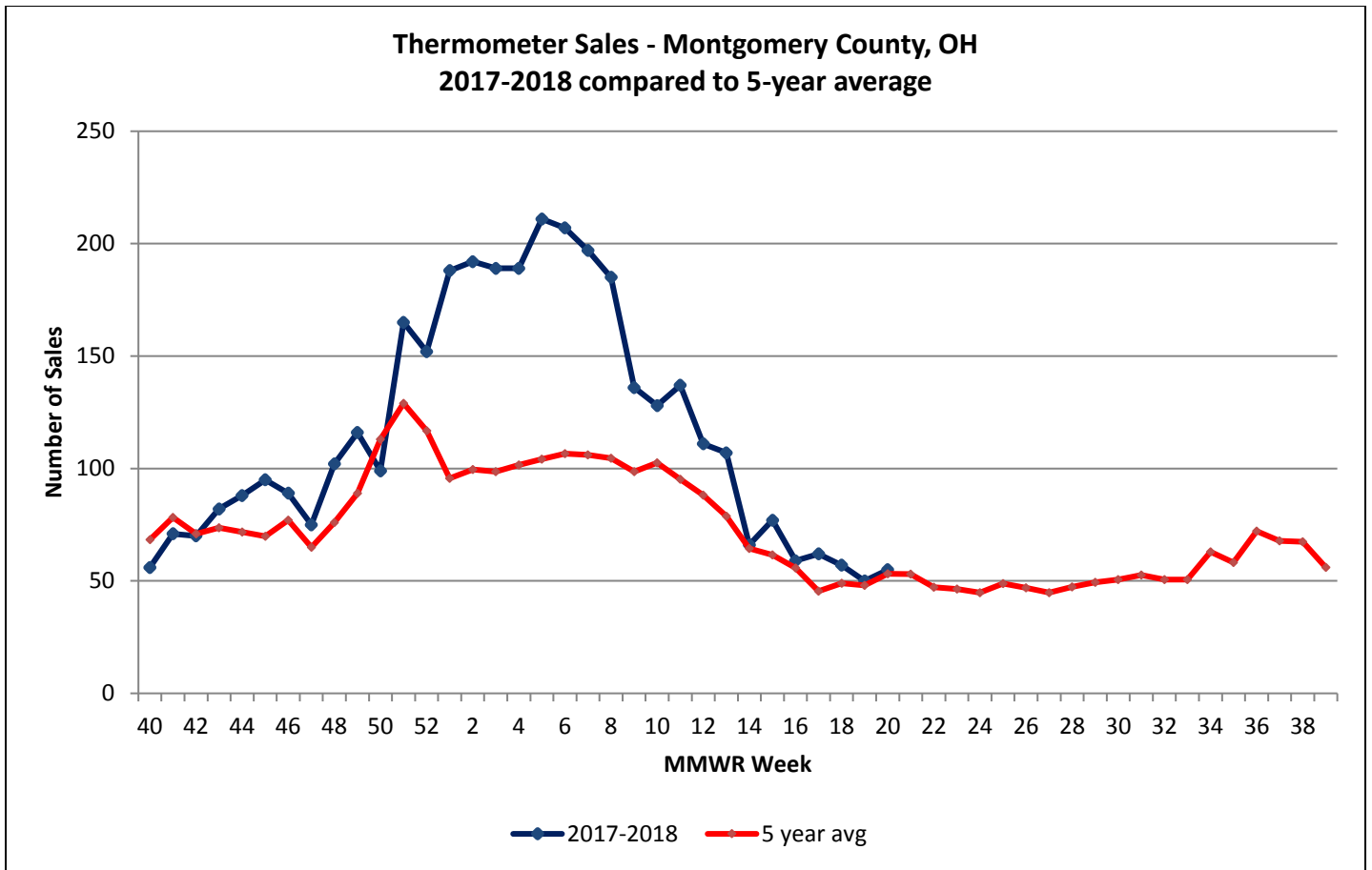


**Percent Constitutional ED Visits - Montgomery County, OH
2017-2018 compared to 5-year average**



**Percent Fever + ILI ED Visits - Montgomery County, OH
2017-2018 compared to 5-year average**





Sources of Influenza Surveillance Data

Six types of data sources are examined on a weekly basis to help determine the influenza activity level for Montgomery County:

National Retail Data Monitor (NRDM)-OTC Drug Purchases: The NRDM collects over-the-counter (OTC) drug sales information from approximately 80 Montgomery County chain drug stores and grocery stores. For influenza surveillance, thermometer sales are monitored on a weekly basis.

Emergency Department Visits (EpiCenter): EpiCenter collects emergency department chief complaint data from hospitals and urgent care facilities across Ohio counties in real time and classifies them into symptom and syndrome categories. Chief complaints from the constitutional syndrome category and the ILI + Fever symptoms classifier are analyzed for influenza surveillance.

Sentinel Providers (ILINet): Sentinel providers, through the US Influenza-like Illness Surveillance Network (ILINet), collect outpatient ILI data. ILI is defined as a fever (> 100 °F), **and** cough and/or sore throat without another known cause. Providers report the total number of patients seen and the number of patients with ILI by age group on a weekly basis. Sentinel providers also submit specimens for influenza testing to the ODH laboratory throughout the influenza season.

Laboratory Surveillance: Positive laboratory reports are forwarded to local health departments. Generally, specimens are submitted by health care providers or hospitals.

Influenza-associated Hospitalizations (ODRS): Influenza-associated hospitalizations are reported to local health departments for entry into the Ohio Disease Reporting System (ODRS). Hospitalizations can be used as an indicator of the severity of illness during a particular influenza season. This condition became reportable in 2009.

Influenza-associated Pediatric Mortality (ODRS): Influenza-associated pediatric mortalities are reported to local health departments for entry into ODRS. Pediatric deaths can be an indicator of the severity of illness during the influenza season. This condition became reportable in 2005.

For further information or questions, please contact Public Health – Dayton & Montgomery County, Communicable Disease Reporting Department at comdis@phdmc.org or 937-225-4508.