



Dayton &  
Montgomery  
County

## Regional Seasonal Influenza Activity Report MMWR Week 45 11/4/2018 – 11/10/2018

### Weekly Influenza Activity Summary:

**Montgomery County (Week 45)**- There have been two reported influenza-associated hospitalizations during the 2018-2019 flu season. During week 45, the percentage of people seen in Emergency Departments (ED) and urgent care centers for Influenza-like Illness and Fever (ILI + fever) increased 36.3% from week 43. The percentage of visits for constitutional syndrome increased by 19.2% over the same period.

**West Central Ohio Region (Week 45)**- There have been zero reported influenza-associated hospitalizations this week. The number of ED patients testing positive for Influenza A or B has decreased slightly from previous weeks.

### Ohio (Week 44)- Sporadic

Small numbers of laboratory-confirmed influenza cases or a single laboratory-confirmed influenza outbreak has been reported, but there is no increase in cases of Influenza-Like Illness (ILI).

The Ohio Department of Health (ODH) has reported the following positive results from flu specimens sent to the ODH laboratory (through 11/3/18): **(0)** Influenza A/H3N2; **(7)** Influenza A/H1N1; **(1)** Influenza B

**National (Week 44)**- Overall, influenza activity remains minimal. During week 44, regional influenza activity was reported by two states; local activity was reported by six states; sporadic influenza activity was reported by 40 states and two states reported no flu activity.

For hospitals and other regional healthcare facilities to more accurately monitor influenza in the area, this report will include regional and Montgomery County specific influenza activity. The regional influenza report will include positive influenza cases from healthcare facilities in Auglaize, Champaign, Clark, Darke, Greene, Miami, Montgomery, Preble, Shelby, and Warren counties (<http://www.gdaha.org/regional-hospital-locator>).

### Confirmed Influenza-associated Hospitalizations

MMWR Week	42*	43*	44*	45*	Total since week ending 10/6/18
Week Ending	10/20/18	10/27/18	11/3/18	11/10/18	
Auglaize	0	0	1	0	1
Champaign	0	0	0	0	0
Clark	0	0	0	0	0
Darke	0	0	0	0	0
Greene	1	0	1	0	2
Miami	0	0	0	0	0
Montgomery	1	1	0	0	2
Preble	0	0	0	0	0
Shelby	0	0	0	0	0
Warren	1	0	0	0	1
<b>Total</b>	<b>3</b>	<b>1</b>	<b>2</b>	<b>0</b>	<b>6</b>

\*Numbers may change based on updated ODRS data.

### Weekly Regional Outpatient Influenza Cases

MMWR Week	Week Ending	Influenza A	Influenza B	ILI* Reports (Sentinel Providers)	Weekly Total
40	10/6/18	0	0	1	1
41	10/13/18	2	1	0	3
42	10/20/18	2	0	0	2
43	10/27/18	1	2	5	8
44	11/3/18	0	1	5	6
45	11/10/18	2	0	1	3

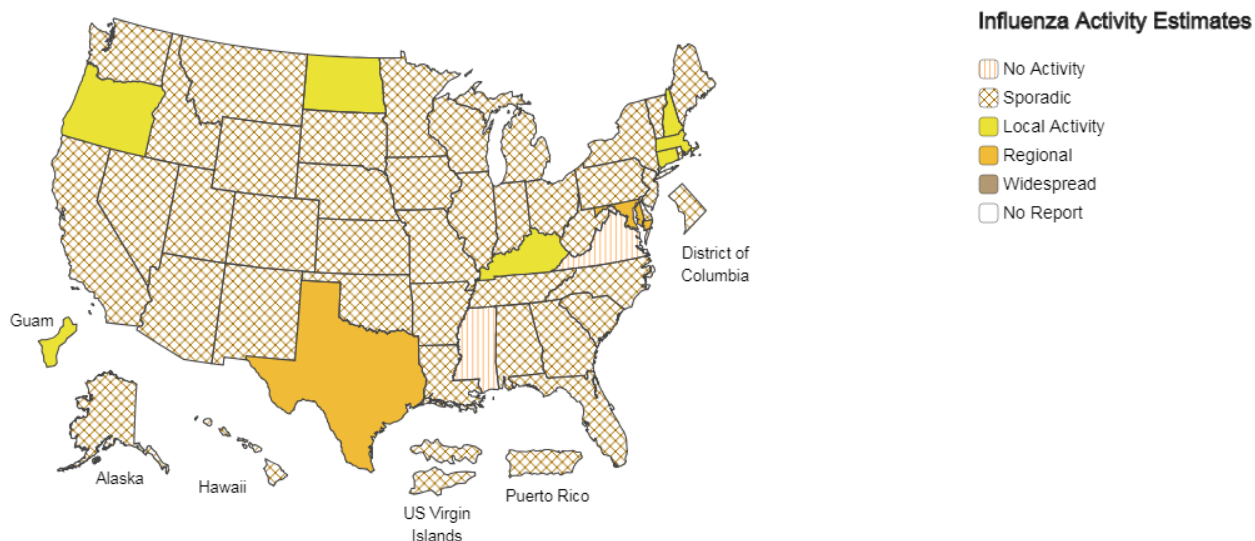
\*Influenza-like Illness (ILI)



### A Weekly Influenza Surveillance Report Prepared by the Influenza Division

Weekly Influenza Activity Estimates Reported by State and Territorial Epidemiologists\*

Week Ending Nov 03, 2018 - Week 44



\*This map indicates geographic spread and does not measure the severity of influenza activity.

National Influenza Activity Summary <http://www.cdc.gov/flu/weekly/fluactivitysurv.htm>

### Additional Surveillance Data & Flu Facts

Flu Facts <http://www.flu.gov/>

Ohio Department of Health Seasonal Influenza Activity Summary <http://www.odh.ohio.gov/seasflu/Ohio%20Flu%20Activity.aspx>

Montgomery County Seasonal Influenza Activity Summary <http://www.phdmc.org/report/montgomery-county-flu-activity-level>

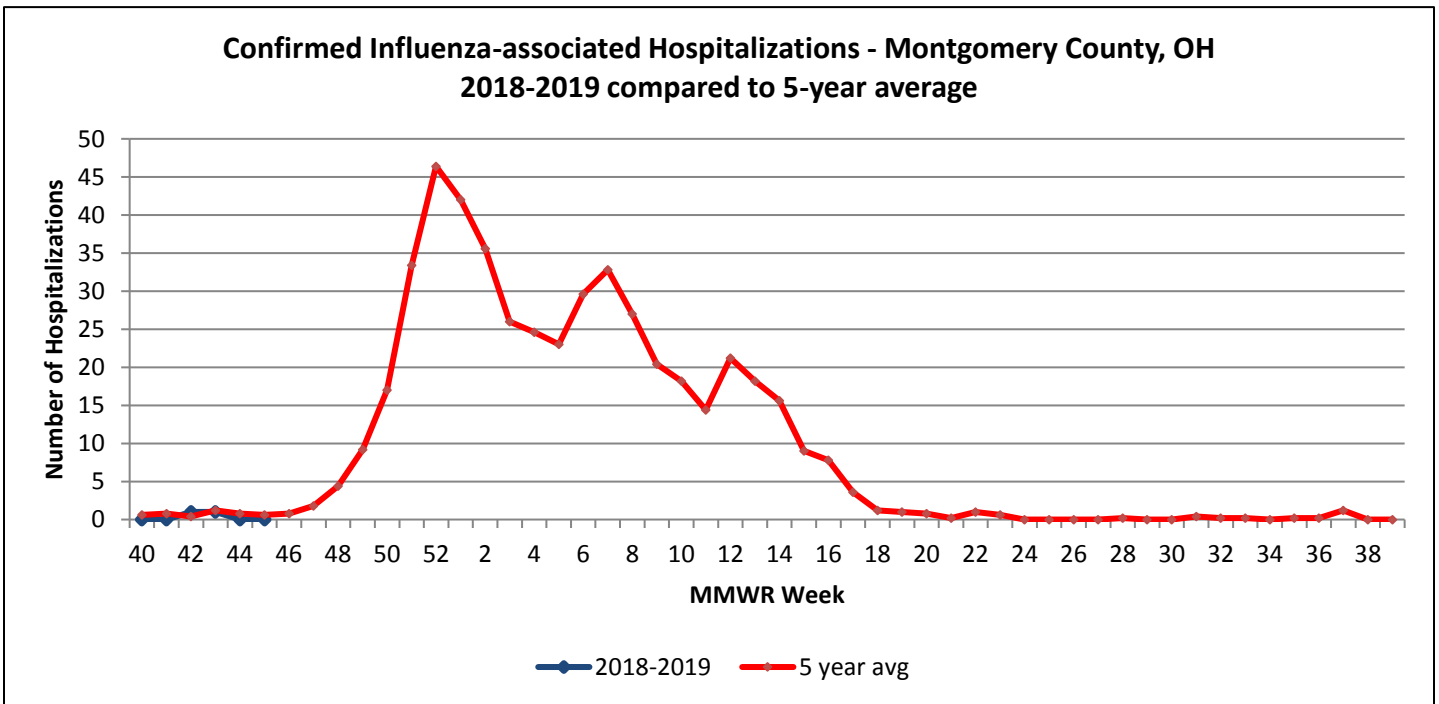


## Montgomery County Seasonal Influenza Activity Report MMWR Week 45 11/4/2018 – 11/10/2018

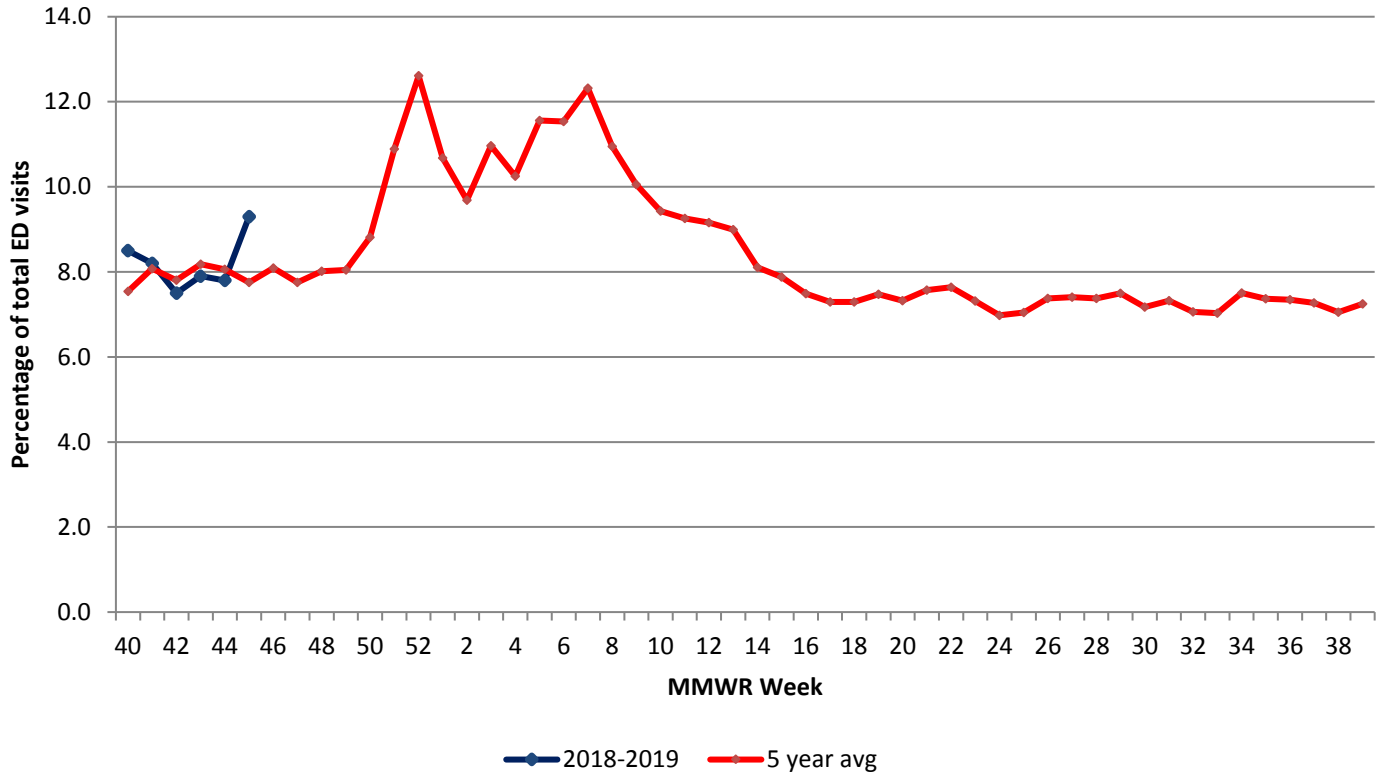
### Montgomery County Weekly Surveillance Data

Surveillance Data	Current Week	% Change	Trend
Influenza Hospitalizations	0	-	-
% Constitutional ED visits	9.3%	19.2%	↑
% ILI + Fever ED visits	3.0%	36.3%	↑
Thermometer sales	78	5.4%	↑

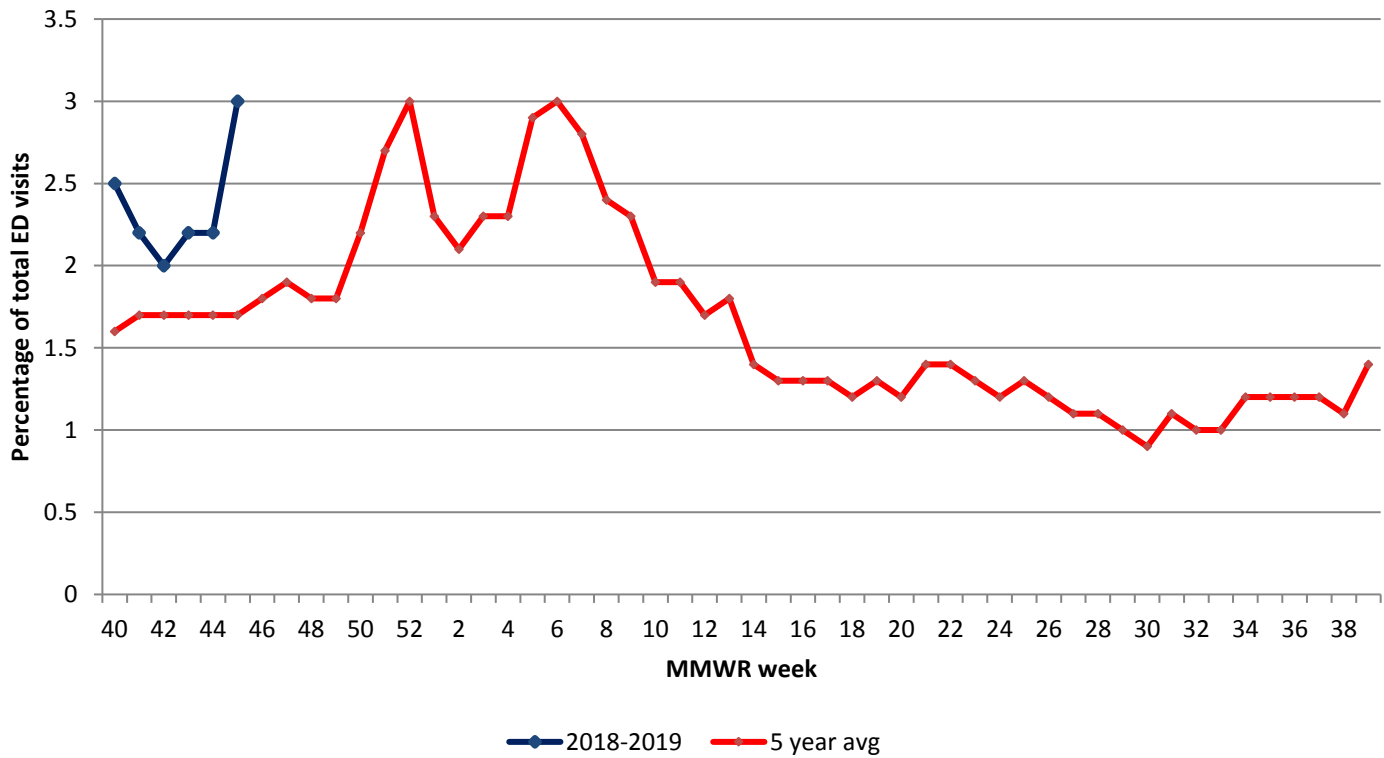
Dash (-) indicates no change

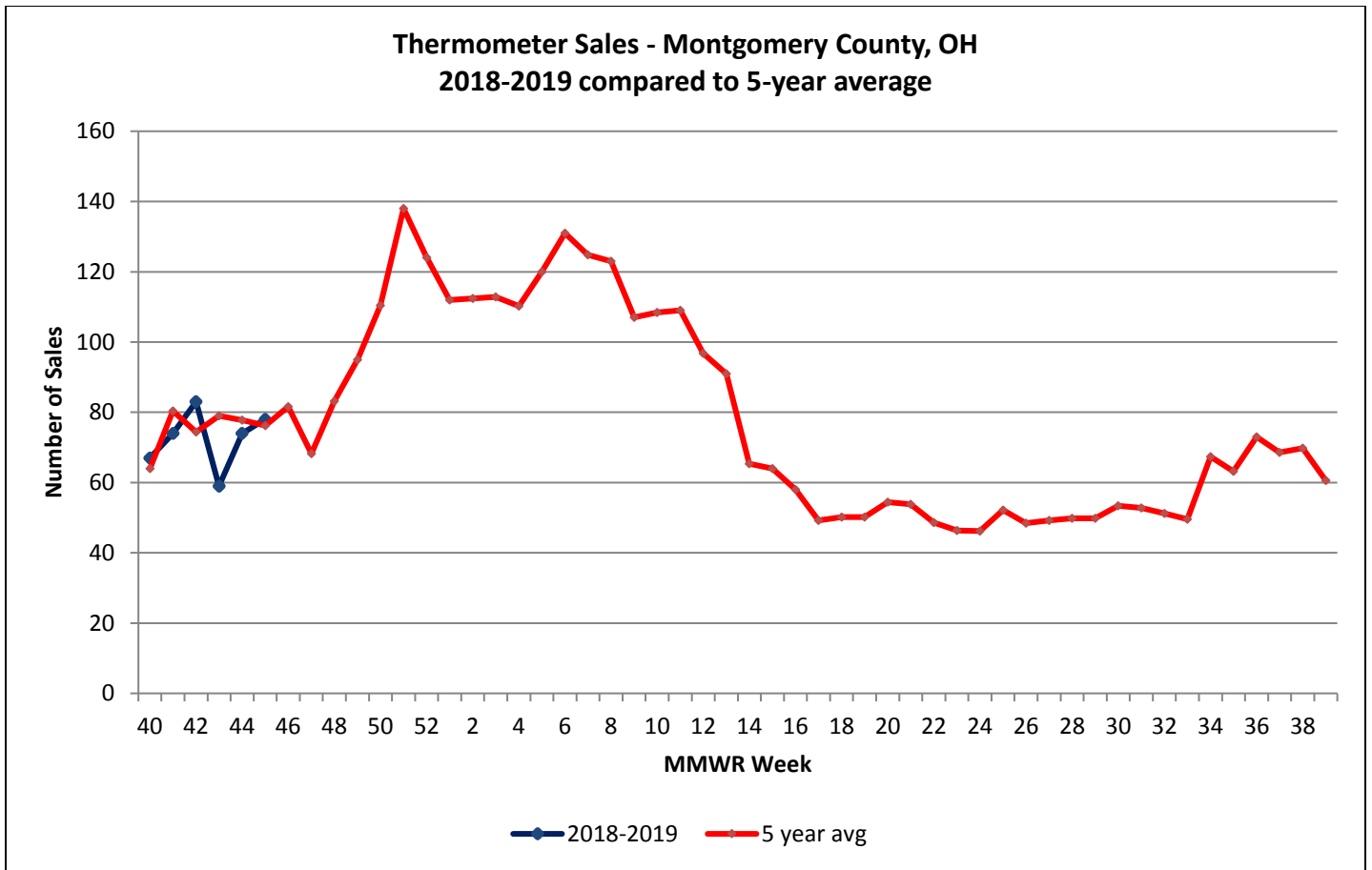


**Percent Constitutional ED Visits - Montgomery County, OH  
2018-2019 compared to 5-year average**



**Percent Fever + ILI ED Visits - Montgomery County, OH  
2018-2019 compared to 5-year average**





### Sources of Influenza Surveillance Data

Six types of data sources are examined on a weekly basis to help determine the influenza activity level for Montgomery County:

**National Retail Data Monitor (NRDM)-OTC Drug Purchases:** The NRDM collects over-the-counter (OTC) drug sales information from approximately 80 Montgomery County chain drug stores and grocery stores. For influenza surveillance, thermometer sales are monitored on a weekly basis.

**Emergency Department Visits (EpiCenter):** EpiCenter collects emergency department chief complaint data from hospitals and urgent care facilities across Ohio counties in real time and classifies them into symptom and syndrome categories. Chief complaints from the constitutional syndrome category and the ILI + Fever symptoms classifier are analyzed for influenza surveillance.

**Sentinel Providers (ILINet):** Sentinel providers, through the US Influenza-like Illness Surveillance Network (ILINet), collect outpatient ILI data. ILI is defined as a fever (> 100 °F), **and** cough and/or sore throat without another known cause. Providers report the total number of patients seen and the number of patients with ILI by age group on a weekly basis. Sentinel providers also submit specimens for influenza testing to the ODH laboratory throughout the influenza season.

**Laboratory Surveillance:** Positive laboratory reports are forwarded to local health departments. Generally, specimens are submitted by health care providers or hospitals.

**Influenza-associated Hospitalizations (ODRS):** Influenza-associated hospitalizations are reported to local health departments for entry into the Ohio Disease Reporting System (ODRS). Hospitalizations can be used as an indicator of the severity of illness during a particular influenza season. This condition became reportable in 2009.

**Influenza-associated Pediatric Mortality (ODRS):** Influenza-associated pediatric mortalities are reported to local health departments for entry into ODRS. Pediatric deaths can be an indicator of the severity of illness during the influenza season. This condition became reportable in 2005.

For further information or questions, please contact Public Health – Dayton & Montgomery County, Communicable Disease Reporting Department at [comdis@phdmc.org](mailto:comdis@phdmc.org) or 937-225-4508.